



ANNUAL REPORT 2017-2018

*Arkansas
State Board
of Nursing*

ARKANSAS STATE BOARD OF NURSING

Annual Report

July 1, 2017 - June 30, 2018

The mission of the Arkansas State Board of Nursing is to protect the public and act as their advocate by effectively regulating the practice of nursing.

The Annual Report of the Arkansas State Board of Nursing is prepared and distributed in accordance with the Nurse Practice Act of the State of Arkansas, Arkansas Code Annotated, § 17-87-203(4). It contains information regarding the Board's activities, as well as information about nurses licensed by the Arkansas State Board of Nursing, organized by licensure type and county of residence. Data on the supply and distribution of nurses licensed is included in Appendix B of this report. This data is obtained from responses during license renewal.

TABLE OF CONTENTS

From the Director	2
Board Members	3
Board Staff	4
Committees	4
Budget	6
Faith A. Fields Nursing Scholarship/Loan.	10
Discipline	12
Licensure	14
Education	19
Statistics — Nurses Licensed in Arkansas	30
Certified Nurse Midwives	31
Certified Nurse Practitioners	33
Certified Registered Nurse Anesthetists.	39
Clinical Nurse Specialists	43
Licensed Practical Nurses	47
Licensed Psychiatric Technician Nurses	53
Medication Assistant-Certified.	56
Registered Nurses	57
Registered Nurse Practitioners	63

Arkansas State Board of Nursing
1123 South University, #800
Little Rock, AR 72204
501.686.2700

FROM THE DIRECTOR



It is with great pleasure that I present to you the Arkansas State Board of Nursing's 2018 Annual Report. This report reflects the Board of Nursing's activity from July 1, 2017 through June 30, 2018.

The mission of the board of nursing is to protect the public and act as their advocate by effectively regulating the practice of nursing. The Arkansas State Board of Nursing is composed of 13 board members. In accordance with state statutes, there are seven registered nurses (RNs) on the board. Of these seven RNs, two are advanced practice registered nurses with prescriptive authority; one has (as their highest educational preparation) a diploma, two have an associate degree and two have a baccalaureate or higher degree in nursing. There are three licensed practical or licensed psychiatric technician nurses and two consumers, one of which represents the elderly population. One additional at-large member is a licensed registered nurse or licensed practical nurse. One registered nurse must be an educator. The agency consists of an administrative staff of 29 hard working and dedicated individuals.

The Board is involved in nursing regulation on the local, state and national levels in order to address the ever-changing needs of the citizens of Arkansas. The annual report reflects the myriad of activities conducted by the Board and its staff in their commitment of fulfilling the mission of public protection. As you review this information, I hope you find the report informative and useful.

Sue A. Tedford
Sue A. Tedford, MNSc, APRN
ASBN Executive Director



The Arkansas State Board of Nursing has a legislative mandate to protect the public by assuring that any person practicing nursing is qualified to do so. The law governing the Board of Nursing is covered under the *Nurse Practice Act* of the State of Arkansas (reprinted from Arkansas Code Annotated, § 17-87-101 - § 17-87-711). In keeping with the power and responsibilities in the Nurse Practice Act, the Board:

- Maintains an office for the administration of its business and employs personnel necessary for carrying out its functions; examines, licenses and renews licenses or certificates of duly qualified applicants for nursing licensure and medication assistant certification;
 - Prescribes minimum standards, approves curricula, surveys and approves educational programs preparing nurses for nursing licensure and medication assistant certification;
 - Promulgates rules necessary for the implementation of the Act and submits these to the Arkansas legislative bodies for review;
 - Develops and recommends role levels of technical classes of nursing service and practice to state and federal health agencies and to public and private administrative bodies;
 - Conducts disciplinary proceedings and causes prosecution of persons violating the Act; and
 - Grants certificates of prescriptive authority to qualified advanced practice registered nurses.
-

BOARD MEMBERS

The Board of Nursing is composed of thirteen Board Members appointed by the Governor: there are seven registered nurses (RN) - one of which is advanced practice with prescriptive authority, one of which is advanced practice, one of which is a diploma school graduate, two of which are associate degree graduates, and two baccalaureate degree or post-baccalaureate degree graduates; three licensed practical nurses (LPN) or licensed psychiatric technician nurses (LPTN); one additional at-large member is a licensed registered nurse or licensed practical nurse; one consumer member; and one representative of the older population. The term expires October 1 of the year listed. The appointees for the fiscal year 2017-2018 are listed below:

Board Officers

President	Ramonda Housh, APRN
Vice President	Yolanda Green, LPN
Secretary	Kaci Bohn, Ph.D.
Treasurer	Mike Burdine, RN

Kaci Bohn, Ph.D., Searcy — 2019 (Consumer Representative)

Michael Burdine, RN, Texarkana — 2019 (RN — associate degree)

Neldia Dycus, BS, MHSM, MHRD, RN, Cabot — 2021 (RN — Diploma)

Melanie Garner, LPN, CLC, Fort Smith — 2020 (LPN)

Yolanda Green, LPN, Jacksonville — 2021 (LPN)

Stacie Hipp, MSN, APRN, White Hall — 2020 (BSN or higher)

Ramonda Housh, MNsc, APRN, CNP, C-PNP, Pocahontas — 2018 (Advanced Practice with prescriptive authority)

Janice Ivers, MSN, RN, CNE, Jessieville — 2020 (BSN or higher)

Pamela Leal, RN, Shirley — 2019 (Representative of the older population)

Lance Lindow, RN, Benton — 2021 (RN — Associate)

Renee Mihalko-Corbitt, DNP, APRN, ACNS-BC, Cabot — 2019 (APRN)

Rachel Sims, BSN, RN, Little Rock — 2021 (At-Large RN or LPN)

Haley Strunk, LPN, Crossett — 2018 (LPN)

Term expired October 1, 2017

Karen Holcomb, RN, White Hall — (RN — diploma)

Terri Imus, RN, North Little Rock — (RN — associate degree)



BOARD STAFF

Sue A. Tedford, MNSc, APRN ASBN Executive Director

- Gail Bengal, *Fiscal Support Specialist*
- Margie Brauer, *Licensing Coordinator*
- Carla Davis, *Licensing Coordinator*
- Corrie Edge, *Legal Support Specialist*
- Darla Erickson, CPA, *Administrative Services Manager*
- Debra Fletcher, *Legal Support Specialist*
- Debra Garrett, DNP, APRN, *ASBN Program Coordinator*
- Lori Gephardt, *Licensing Coordinator*
- Ellen Harwell, *Licensing Coordinator*
- Amanda Holiman, *Administrative Specialist III*
- Stephanie Johnsen, *Administrative Analyst*
- Deborah Jones, MNSc, RN, *ASBN Assistant Director*
- Carla Jordan, *Licensing Coordinator*
- Fred Knight, *General Counsel*
- Susan Lester, *Executive Assistant to the Director*
- Andrea McCuien, *Administrative Specialist II*
- Karen McCumpsey, MNSc, RN, CNE, *ASBN Assistant Director*
- Susan Moore, *Computer Operator*
- Jim Potter, *Regulatory Board Chief Investigator*
- Markeisha Rotimi, *Licensing Coordinator*
- Patty Smith, *Legal Support Specialist*
- Leslie Suggs, *Legal Support Specialist*
- Chandler Sullivan, *Administrative Specialist II*
- Tra'Vonda Tate, *Licensing Coordinator*
- Mary Trentham, MNSc, MBA, APRN, *Attorney Specialist*
- Tammy Vaughn, MSN, RN, CNE, *ASBN Program Coordinator*
- LouAnn Walker, *Public Information Coordinator*
- Albert Williams, *Information Systems Coordinator*
- Lisa Wooten, MPH, BSN, RN, *ASBN Program Coordinator*



COMMITTEES

Administrative

The ASBN Administrative Committee serves in an advisory capacity and makes recommendations to the full Board which align with the Board's mission of public protection. The committee provides oversight on administrative matters and is responsible for providing direction for the agency. Some of the activities conducted by the committee include developing and revising agency policies, addressing legislative issues, evaluating the strategic plan and providing guidance to staff on various administrative functions. During FY2018 the committee also planned a retreat for board members and staff. The purpose of the retreat was to develop the alternative to discipline program. The Administrative Committee Chairperson is Renee Mihalko-Corbitt.



Education

The Nursing Education Committee reviews nursing education issues and standards for the purpose of making recommendations to the Board. The Committee proposes guidelines for use in implementing the Rules regarding nursing education programs, reviews new and established nursing education programs and addresses current nursing education issues and trends. During FY2018, the Education Committee reviewed and approved twelve existing nursing programs and gave initial approval to one RN program and one PN Satellite program. The committee also approved revisions to the Chapter 6 education standards. The Education Committee Chairperson is Kaci Bohn.



COMMITTEES

Finance

The ASBN Finance Committee is a group of designated board members who provide recommendations to the full board. Since the board members are responsible for the financial oversight of ASBN, the Finance Committee is charged with the review of ASBN's financial information. Mike Burdine is Chairperson of the Finance Committee. The financial information reviewed by the Finance Committee includes, but is not limited to, the following:

- Financial Statements
- Financial documents provided by the Department of Finance & Administration (DFA)
- Reconciliations of Financial Statements to DFA documents
- Accounting Policies
- Authorizations of board member attendees for travel (ie. Mid-Year, Annual Meetings)
- Strategic Plan- Finance related Items
- CAFR Reports
- Signs of Financial Difficulty Reminders
- Biennial Budget
- Annual Operations Plan
- Audit Review
- Risk Assessment Review
- Nursing Student Loan Program
- Any other finance related issues or documents



Practice



The ASBN Practice Committee members are appointed by the Board President and include Board members and nursing community representatives. ASBN Staff provide resource material to the committee members to assist in making informed decisions regarding the practice of nursing and protection of the public.

The ASBN Practice Committee reviews and researches best practices for current issues in nursing practice and recommends official positions or other actions to the full Board. In addition, the ASBN Practice Committee monitors open investigations for trends in length of time the case is open

and makes recommendations to the full Board. The ASBN Practice Committee addresses other issues as assigned by the Board President.

This past year, the Practice Committee reviewed prescribing of controlled substances by the advanced practice registered nurse for chronic and acute pain and the role of the nurse in aesthetic or cosmetic practice including laser use, Botox®, and fillers. The Practice Committee Chairperson is Yolanda Green.

Prescriptive Authority

The Prescriptive Authority Committee functions in an advisory capacity to assist the Board with oversight and implementation of the provisions regarding prescriptive authority.

This committee is composed of six members appointed by the Board and approved by the governor. Four members are APRNs with at least three members holding certificates of prescriptive authority and active DEA numbers. One member is a licensed physician who has been involved in a collaborative practice agreement with an APRN for at least five years. One member is a licensed pharmacist who has been licensed at least five years.

BUDGET

The Arkansas State Board of Nursing does not receive appropriations of general revenue from the state. Nurse licensure fees constitute the agency's primary financial support. The FY 2018 total revenue was \$3,969,721.85. Expenses for the fiscal year totaled \$2,929,602.02. Total revenue and expenses includes Board of Nursing operating fund, nursing student loan fund, continuing education workshop fund, grant fund and criminal background check fund.

The Board is required to pay 1.5 percent of revenue fees to the Treasury of the State of Arkansas. These funds are credited to the State's General Fund for appropriation to various other agencies and services of state government. The Board paid \$55,879.24 to the General Fund for FY 2018. The financial statements and graphs on the following pages reflect the breakdown of revenue and expenses for the fiscal year 2018.

The Nursing Student Loan fund, titled the Faith A. Fields Nursing Scholarship Loan, is a separate fund used only for the purpose of providing loans/scholarships to nursing students and nurse educator students. The program is funded by donations that are deposited into the designated fund. From these funds, nursing students are awarded loans that can become scholarships if they work in the state of Arkansas for one calendar year after graduation and licensure for each year they receive the loan. In addition to the current recipient selections, beginning in the Fall of 2017, two recipients will be selected each year to receive the Faith A. Fields Scholarship Loan in memory of Jill Hasley, the ASBN Program Coordinator in the Advanced Practice Department from June 2011 until her death in July 2016.

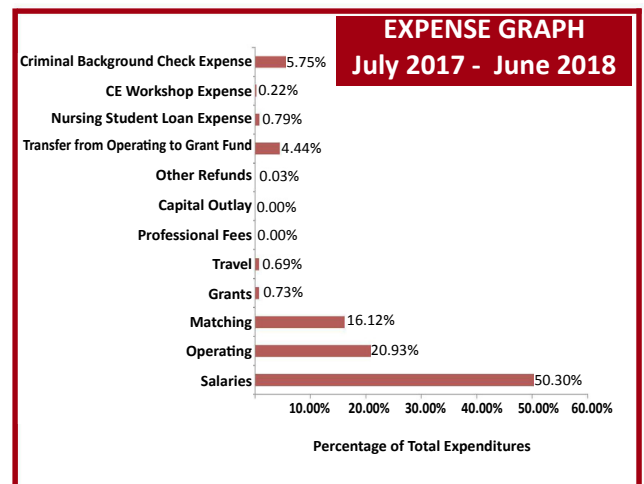
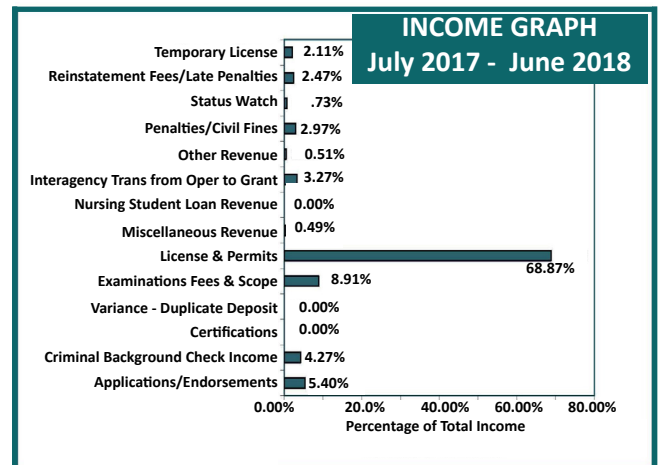
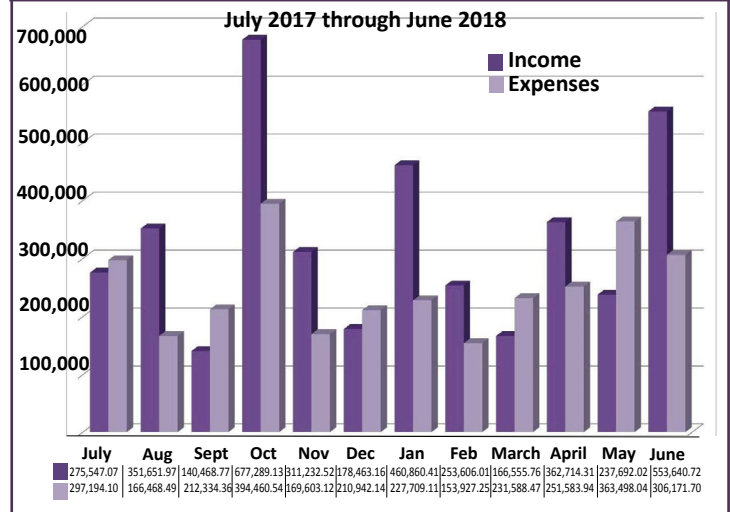
The Continuing Education fund is also a separate fund that allows the Board of Nursing to collect registration fees for the educational workshops provided by the Board of Nursing. The designated funds from the registration fees are used to offset the costs associated with providing this service.

The Criminal Background Check fund is a separate cash fund the Board uses to collect and submit payments for the federal and state criminal background checks for applicants. This fund was established to allow ASBN to run the background checks online. Online processing shortens the time to receive the results and speeds the application process.

The Grant Fund is a special revenue fund established in FY2018 to comply with Act 521 of 2017. This allows ASBN to provide a grant to the Arkansas Center for Nursing.

The ending balance in the SBN0100 (Operating) fund as of June 30, 2018 was \$4,480,425.85. The balance in the NNB0000 (Continuing Education Workshop) Fund was \$6,621.12. The balance in the NNB0200 (Nursing Loan) Fund was \$114,133.85. The balance in the NNB0100 (Criminal Background Check) Fund was \$1,173.98. The balance in the SBN0200 (Grant) Fund was \$108,619.27.

INCOME AND EXPENSE BY MONTH (SBN Operating Fund, CE Workshop Fund, Nursing Student Loan Fund, Criminal Background Check Fund & Grant Fund)



BUDGET

ASBN Profit & Loss (All Funds) July 2017 - June 2018		
INCOME		
Appl/Endorse	214,375.00	
CBC Income	169,621.63	
CE Income	186.01	
Certifications	2,670.00	
Corp Nursing Reg	250.00	
Exam Fees & Scope P	353,685.00	
Intra-Agency Grant T In	130,000.00	
Intra-Agency Trans In	287.59	
License & Permit	2,734,057.75	
M&R Trans In	1,006.87	
Misc Income	19,260.70	
NSL Income	13,186.32	
Pen/Civil Fines	118,064.74	
Rebate	1,450.60	
Refund	528.84	
Reinst Fees/Late Pen	98,100.80	
Status Watch	29,080.00	
Temp License	83,910.00	
Total Income	3,969,721.85	
Cost of Goods Sold		
Special Rev Fee	55,879.24	
Total COGS	55,879.24	
Gross Profit	3,913,842.61	
EXPENSE		
Advertising	182.25	
Automobile Expense	579.67	
Board Member Exp	34,839.14	
CBC Expense	168,525.00	
CE Workshop Expenses	6,428.34	
Contract Labor	9,963.57	
Dues and Subscriptions	8,767.07	
Empl Benefits	146,160.00	
Equipment Rental	7,632.71	
Food Purchase	10,894.14	
Grant	21,380.73	
Insurance	1,661.10	
Investigations	103,068.50	
Licenses and Permits	1,040.30	
Low Value Asset Purchase	21,205.70	
Marketing & Redistribution	87.10	
Miscellaneous	130,066.00	
Nursing Student Loan Payment	23,100.00	
Office Supplies	24,055.10	
Payroll-Matching	326,213.68	
Payroll Expenses	1,473,509.94	
Postage and Delivery	25,377.33	
Printing and Reproduction	33,390.41	
Professional Fees	16,718.17	
Refunds	922.75	
Rent-Bldg	182,557.64	
Repairs	3,302.42	
Software	82,174.52	
Supplies	2,775.94	
Telephone/Communications	39,844.45	
Travel-Staff	21,171.87	
Travel - Other	812.58	
Utilities	1,193.90	
VOID	0.00	
Total Expense	2,929,602.02	
NET INCOME	\$984,240.59	

ASBN SBN0100 (Operating Fund) July 2017 - June 2018		
INCOME		
Appl/Endorse	214,375.00	
Certifications	2,670.00	
Corp Nursing Reg	250.00	
Exam Fees & Scope P	353,685.00	
Intra-Agency Trans In	287.59	
License & Permit	2,734,057.75	
M&R Trans In	1,006.87	
Misc Income	19,260.70	
Pen/Civil Fines	118,064.74	
Rebate	1,450.60	
Refund	528.84	
Reinst Fees/Late Pen	98,100.80	
Status Watch	29,080.00	
Temp License	83,910.00	
Total Income	3,656,727.89	
Cost of Goods Sold		
Special Rev Fee	55,879.24	
Total COGS	55,879.24	
Gross Profit	3,600,848.65	
EXPENSE		
Advertising	182.25	
Automobile Expense	579.67	
Board Member Exp	34,839.14	
CE Workshop Expenses	5,000.00	
Contract Labor	9,963.57	
Dues and Subscriptions	8,767.07	
Empl Benefits	146,160.00	
Equipment Rental	7,632.71	
Food Purchase	10,894.14	
Insurance	1,661.10	
Investigations	103,068.50	
Licenses and Permits	1,040.30	
Low Value Asset Purchase	21,205.70	
Marketing & Redistribution	87.10	
Miscellaneous	130,066.00	
Office Supplies	24,055.10	
Payroll-Matching	326,213.68	
Payroll Expenses	1,473,509.94	
Postage and Delivery	25,377.33	
Printing and Reproduction	33,390.41	
Professional Fees	16,718.17	
Refunds	922.75	
Rent-Bldg	182,557.64	
Repairs	3,302.42	
Software	82,174.52	
Supplies	2,775.94	
Telephone/Communications	39,844.45	
Travel-Staff	21,171.87	
Travel - Other	812.58	
Utilities	1,193.90	
VOID	0.00	
Total Expense	2,715,167.95	
NET INCOME	\$885,680.70	

ASBN Grant Fund Profit & Loss July 2017- June 2018		
INCOME		
Inter-A Grant		130,000
Total Income		130,000
Gross Profit		130,000
EXPENSE		
Grant		21,380.73
Total Expense		21,380.73
Net Income		108,619.27

BUDGET

ASBN CE Workshop Fund Profit & Loss July 2017 - June 2018

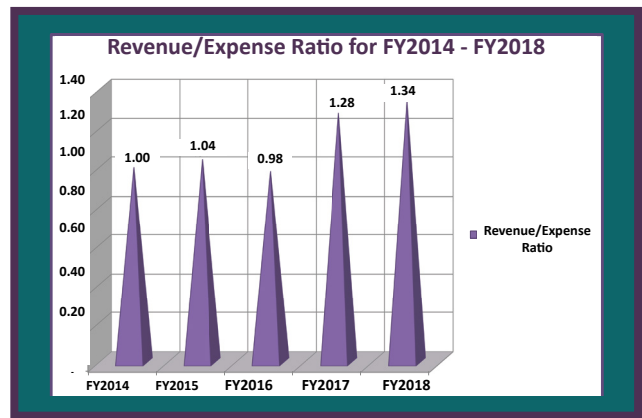
INCOME		
CE INCOME		
CE Int Income		186.01
Total Income		186.01
Gross Profit		186.01
EXPENSE		
CE Workshop Expenses		
Honorarium		1,100.00
Lodging		211.58
Meals		86.31
Mileage		8.40
Parking		22.05
Total CE Workshop Expenses		1,428.34
TOTAL EXPENSE		1,428.34
Net Income (Loss)		-1,242.33

ASBN Nursing Student Loan Fund Profit & Loss July 2017 - June 2018

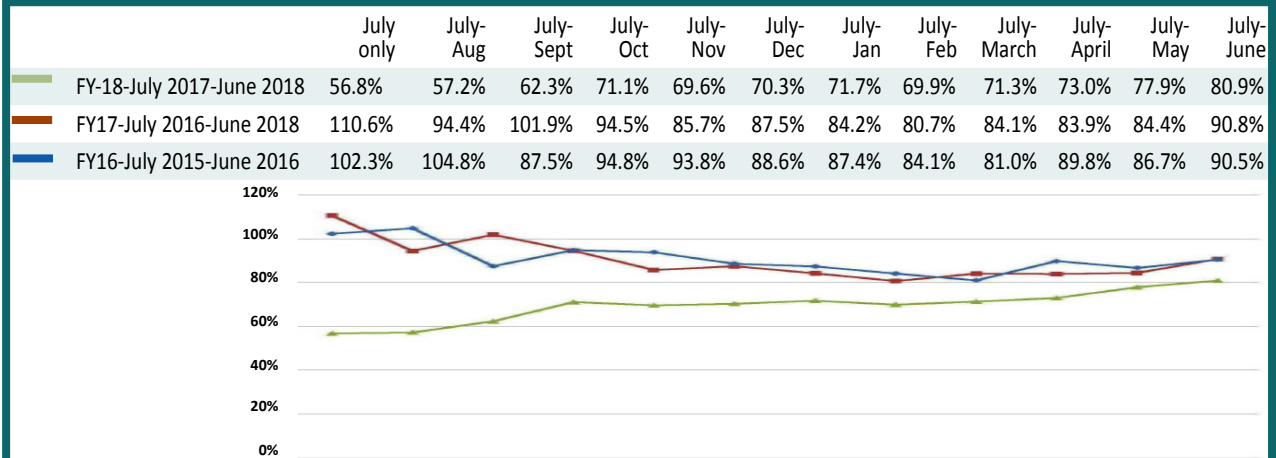
INCOME		
NSL INCOME		
Contribute/Donate		5,000.00
Int Inc on Loans		1,851.73
Interest Inc from NNB		2,367.87
Loan Prin Repmt		3,966.72
Total NSL Income		13,186.32
Gross Profit		13,186.32
EXPENSE		
Nursing Student Loan Payment		23,100.00
NSL-Ln Pmt Grant		23,100.00
Total Expense		23,100.00
Net Income (Loss)		-9,913.68

ASBN CBC Fund Profit & Loss July 2017- June 2018

INCOME		
CBChecks Federal		
		62,790.00
CBChecks State		
		106,260.00
Total CBChecks Inc		169,050.00
Interest Income		571.63
Total CBC Income		169,621.63
Gross Profit		169,621.63
EXPENSE		
CBC Non Empl Exp		168,525.00
Total CBC Expense		168,525.00
Net Income		1,096.63



Percentage Graph of Budget Used for FY2016-FY2018



FEES

The Arkansas State Board of Nursing is a special revenue agency. Income is derived from fees authorized under provisions of the *Nurse Practice Act*. Fees are established and approved by the Board.

Arkansas State Board of Nursing Fee Chart for FY2018

DESCRIPTION	FEES*	DESCRIPTION	FEES*
Licensure by Examination Application (RN & LPN)	\$100.00	Renewal License – CNM (must also hold a valid RN license)	\$65.00
Medication Assistant – Certified Examination	\$35.00	Renewal License – CNP (must also hold a valid RN license)	\$65.00
International Nurse Application	\$200.00	Renewal License – CNS (must also hold a valid RN license)	\$65.00
Inactive Licensure Reinstatement (plus license renewal)	\$10.00	Medication Assistant – Certified Renewal	\$40.00
Lapsed Licensure Reinstatement (late penalty)	\$100.00	CRNA Corp Renewal	\$10.00
Lapsed Certification Reinstatement (late penalty)	\$50.00	Replacement License	\$30.00
CE Late Fee	Various	Retired Application/ Retired Renewal (1/25/18 this fee was discontinued. Changed from \$15 to no charge)	No charge
Certification to another state (RN, LPN & LPTN provided for jurisdictions outside the USA) (APRN, RNP & MA-C provided for all jurisdictions)	\$30.00	Continuing Education Workshop Registration	\$45.00
CRNA Corp Registration	\$25.00	State Criminal Background Check Fee (collected by ASBN – entire fee submitted to INA)	\$22.00
Licensure by Endorsement Application (for LPTN)	\$100.00	Federal Criminal Background Check Fee (collected by ASBN – entire fee submitted to INA)	\$13.00
Licensure by Endorsement Application (for APRN, RN & LPN)	\$125.00	Annual Report (1/11/18 changed from \$20 to no charge)	No charge
Medication Assistant – Certified Endorsement	\$65.00	CE Approval Request	\$10.00
Fines - assed by ASBN	Various	Copies of Disciplinary Files (fee per page copied) (1/11/18 changed from \$0.25 to no charge)	No charge
Temporary Permit Application	\$30.00	Exam Results available on website (1/11/18 changed from \$5.50 to no charge) (New results site available. New vendor charges a fee, but no funds to ASBN)	No charge
Advanced Practice Application	\$125.00	<i>Nurse Practice Act</i> (1/11/18 changed from \$8 to no charge)	No charge
Prescriptive Authority Application	\$160.00	Position Statements (1/11/18 changed from \$5.00 to no charge)	No charge
Certified Copy of Records	\$20.00	Publications Online (1/11/18 changed from \$20.00 to no charge)	\$20.00
Duplicate (wall) Credential	\$20.00	Returned Check Fee	\$30.00
Duplicate Credential	\$30.00	Rosters RN, LPN, APRN (ASBN receives \$100/\$100 to INA)	\$200.00
Renewal License – RN	\$100.00	Rosters, LPTN, RNP (ASBN receives \$75/ \$75 to INA)	\$150.00
Renewal License – LPN	\$90.00	Visa Screening	\$30.00
Renewal License – LPTN	\$90.00	Status Watch – Level 1 (annual fee) (Total fee was \$150 ASBN received \$60/\$90 to INA) Discontinued due to ORBS implementation 5/21/18)	No charge
Renewal License – RNP (must also hold a valid RN license)	\$40.00	Status Watch – Level 2 (annual fee) (Total fee was \$700 ASBN received \$280/\$420 to INA) Discontinued due to ORBS implementation 5/21/18)	No charge
Renewal License – CRNA (must also hold a valid RN license)	\$65.00	Status Watch – Level 3 (annual fee) (Total fee was \$1500 ASBN received \$600/\$900 to INA) Discontinued due to ORBS implementation 5/21/18)	No charge

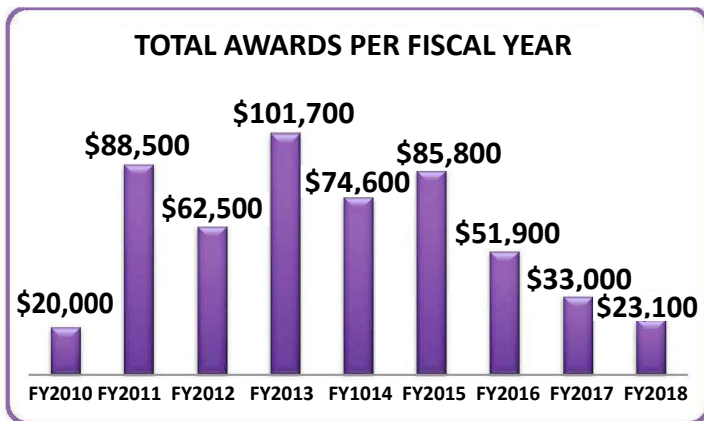
*Note the amount of the fee received by the Board of Nursing is dependent upon the form of payment. For example, the charge to an RN for license renewal is \$75.00. The amount of this fee that ASBN receives varies as follows: If they pay by check, ASBN receives the full \$75.00. If they renew online with a credit card, ASBN receives \$71.75 of the fee, with the \$3.25 retained by INA as a processing fee.

FAITH A. FIELDS NURSING SCHOLARSHIP/LOAN

The ASBN nursing student loan program was established in 2003 and legislatively revised by Act 9 in 2009. The purpose of the program is to provide funding for individuals attending a nursing program which will lead to licensure as a nurse or provide a higher degree in nursing. The goal is to increase the number of nurses in practice settings and faculty in nursing education programs. Representative Tracy Pennartz, the sponsor of the 2009 legislation supported nursing education and requested emphasis be placed on nurses desiring to teach in an Arkansas nursing education program.

Applicants apply for one of two types of scholarship/loan. Applicants entering a nursing program that leads to initial licensure as a nurse or who desire to remain in the practice setting apply for the Practice Loan. Applicants who are already a nurse and currently teach or plan to teach in a nursing program apply for the Educator Loan. Recipients of either loan type may have their loans converted to scholarships according to the terms of the loan. Recipients of the Practice Loan must practice full-time as a nurse in an Arkansas facility one year for each year of the loan and the Educator Loan recipients must teach full-time in an Arkansas nursing program one year for each year of the loan.

The amount of funding varies each semester depending on the qualifications of the applicants and amount of money available. The table below demonstrates the amount disbursed for scholarship awards by fiscal year.

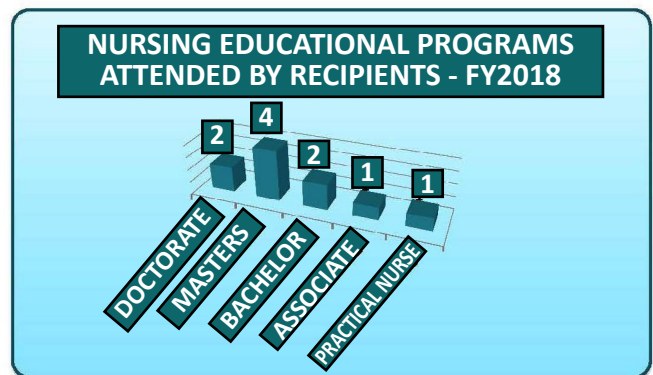


Since 2010, the majority of loans have been made to individuals living in Pulaski County (23%) with Washington County following at 12%. The diagram below displays the counties in which recipients from FY2018 reside.



Educational Programs

Nursing education programs attended by the ten individual recipients of fiscal year 2018 were from a variety of educational levels with the majority of recipients attending a post-bachelors program. The table below indicates the breakdown of nursing educational programs attended by recipients.



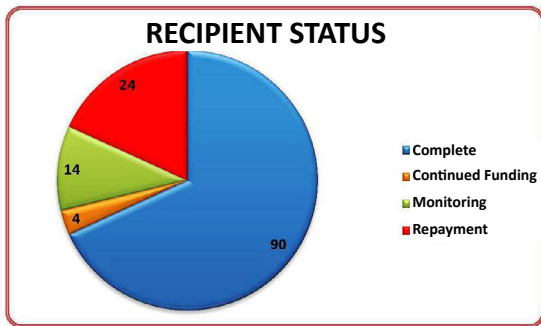
Loan Recipient Status

Each recipient has a nine month grace period following graduation to allow time to secure a nursing position that meets their contract requirements. During this time and while completing their work requirements they are placed in monitoring status.

FAITH A. FIELDS NURSING SCHOLARSHIP/LOAN

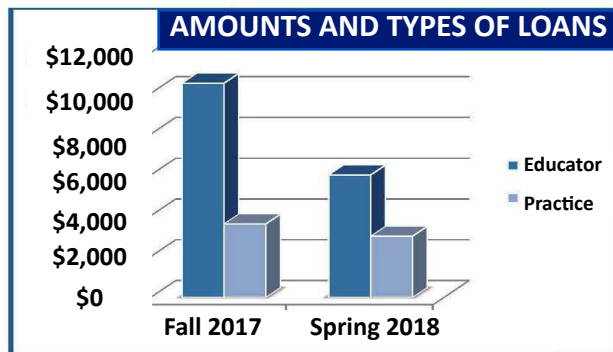
Loan Recipient Status

Since 2010, one hundred thirty-two (132) individuals have received a scholarship/loan from the Faith A. Fields Scholarship. As noted in the table below ninety (90) have completed the terms of their scholarship by practicing/teaching in Arkansas or repaying their scholarship funding. Four (4) recipients will continue receiving scholarship money for the upcoming fiscal year. Fourteen (14) recipients are being monitored for compliance with the terms of the loan and twenty-four (24) are in collections for repayment of the loan due to failure to fulfill the terms of the contract. Loan recipients who fail to complete the nursing program or graduate and do not comply with the terms of the loan (fail to practice or teach in an Arkansas institution) are placed into repayment status



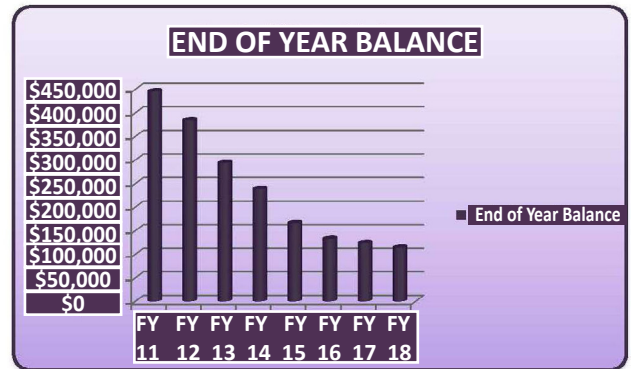
Number and Types of Loans

Recipients of the educator loan receive up to \$3,000 semester and recipients of the practice loan receive up to \$1,200/semester. A total of eighteen (18) loans were granted during the reporting period totaling \$23,100. For the fall semester six (6) educator loans and four (4) practice loans were disbursed. The loans awarded for the following spring semester (2018) consisted of a continued funding of four (4) educator loans and four (4) practice loans. The table below depicts the amount allocated for the two loan types during the fiscal year.



Scholarship Fund Balance

The balance in the Faith A. Fields Scholarship/Loan at the beginning of the fiscal year was \$124,047.53. Disbursements for the year totalled \$23,100. Deposits to the account consisted of \$4,219.60 in interest, \$3,966.72 in loan repayment and \$5,000.00 in contributions for an ending balance of \$114,133.85. The graph below represents the fund balance at the end of each fiscal year.



The Faith A. Fields Scholarship/Loan program continues to meet its goal of providing money for individuals attending nursing education programs. Interest and donations received each year do not keep up with the annual disbursements. An additional source of revenue will need to be pursued in the future for this program to continue.

DISCIPLINE

The Arkansas *Nurse Practice Act* (NPA) and its Rules provide that the Board may deny, suspend, revoke, limit or otherwise discipline any license or privilege to practice nursing or certificate of prescriptive authority issued by the Board or applied for in accordance with the provisions to discipline a licensee upon proof that the person:

- (1) Is guilty of fraud or deceit in procuring or attempting to procure a license to practice nursing;
- (2) Is guilty of a crime or gross immorality;
- (3) Is unfit or incompetent by reason of negligence, habits, or other causes;
- (4) Is habitually intemperate or is addicted to the use of habit-forming drugs;
- (5) Is mentally incompetent;
- (6) Is guilty of unprofessional conduct;
- (7) Has had a license, certificate, or registration revoked, suspended or placed on probation or under disciplinary order in any jurisdiction;
- (8) Has voluntarily surrendered a license, certification, or registration and has not been reinstated in any jurisdiction; or
- 9) Has willfully or repeatedly violated any of the provisions of any chapter of the Arkansas NPA. The Arkansas NPA further provides that the Board shall refuse to issue or shall revoke the license of any person who is found guilty of or pleads guilty or nolo contendere to any offense listed in §17-87-312(f).

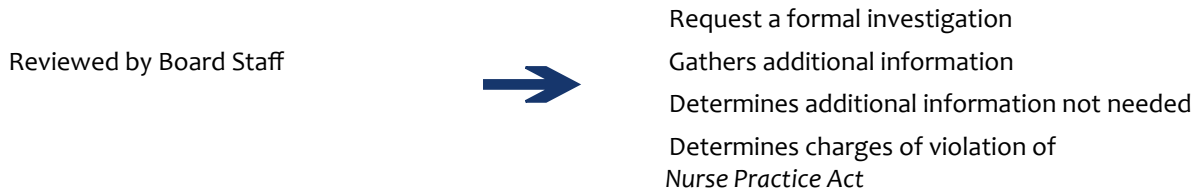
Inquiries and reports to the Board concerning safety in individual nursing practice continue to increase. Investigations of these inquiries and reports are completed by Board staff, legal counsel, contract investigators or other governmental agencies. During its investigations, the staff has continued to emphasize the Board's commitment to the due process afforded each licensee under the provisions of the Arkansas NPA and the Administrative Procedures Act as well as the Board's charge to protect the public.

During the reporting period, 2,005 complaints were received, 1,744 cases were assigned to an investigator and 1,827 cases were closed. At the end of the reporting period 484 cases were pending resolution. Of the 484 pending cases, 58 were awaiting a formal hearing and 112 cases were awaiting consent agreements.

BOARD DISCIPLINARY ACTIONS							
July 1, 2017 through June 30, 2018							
ACTION	APRN	RN	RNP	LPN	LPTN	APPLICANT	TOTAL
Licenses Suspended	1	23	0	32	0	0	56
Licenses Revoked	0	7	0	11	0	0	18
Placed on Probation	4	102	0	67	0	0	173
Letter or Reprimand	4	39	0	64	0	0	107
Voluntary Surrender	1	59	0	59	0	0	119
Prescriptive Authority Disciplined	1	0	0	0	0	0	1
Cease and Desist Order Issued	0	9	0	1	0	0	10
TOTAL	11	239	0	234	0	0	484
NONDISCIPLINARY ACTIONS							
Letter of Warning	11	19	0	23	0	0	53
Licenses Reinstated	1	16	0	8	0	0	25
Probation Removed	3	71	0	32	0	0	106
Suspension due to non-payment of child support	0	0	0	3	0	0	3
Imposters Investigated	0	1	0	0	0	0	No license 4
TOTAL	15	107	0	66	0	0	4
192							
FORMAL AND INFORMAL HEARINGS							
Administrative Hearings	0	20	1	30	1	2	54
Consent Agreements	2	80	2	36	0	13	133
TOTAL	2	100	3	66	1	15	187
Total Fines Assessed							\$233,510.00
Assessments from APRNs			\$	0.00			
Assessments from RNs			\$	130,659.00			
Assessments from LPNs			\$	102,851.00			
Total Fines Collected (including online processing fees retained by INA)							\$121,123.40

One of the methods used by the Board of Nursing to insure protection of the public is to cause the prosecution of persons violating provisions of sections 17-87-101 through 17-87-402 of the Arkansas Nurse Practice Act. The following is the order of disciplinary proceedings against nurses in the state of Arkansas:

LETTER OF COMPLAINT RECEIVED



CONSENT AGREEMENT

The Board staff determines the violations and proposed stipulations. Board Attorney draws up a legally binding agreement.



The licensee receives a copy of the Agreement, agrees to the terms, including waiving their right to a hearing before the Board, signs the agreement, and returns it to the Board office. (If the licensee refuses to sign the agreement, the Disciplinary Hearing process begins.)



Board attorney and a staff witness sign the Consent Agreement and forward it to the Board.



Board President signs the Consent Agreement following a majority approval by the Board.

DISCIPLINARY HEARING

The General Counsel files formal charges. This may be done initially or after the licensee refuses a Consent Agreement.



Disciplinary Hearing is Held

If the Board finds the nurse violated the Nurse Practice Act:



Disciplinary Order
 The Board issues an Order setting forth the discipline (reprimand, probation, suspension, revocation or limitation).

If the Board finds that the conduct which was charged did not occur or that the conduct which did occur is not a violation of the Nurse Practice Act, the case is dismissed and no further action is taken.

The Order becomes effective the day it is signed.



Appeal

The licensee may appeal this decision to the circuit court of the Arkansas county in which he or she resides or the Circuit Court of Pulaski County, AR.

LICENSURE

The *Nurse Practice Act* requires that any person practicing as a(n)

- Registered Nurse
- Advanced Practice Registered Nurse
- Registered Nurse Practitioner
- Practical Nurse, or
- Psychiatric Technician Nurse

in this state shall be licensed by the Arkansas State Board of Nursing. Legislation enacted in 1979 authorized the licensing of registered nurse practitioners. Act 409 of 1995 created advanced practice nurse licensure. This licensure includes the previous categories of certified registered nurse anesthetist and certified nurse midwives and adds licensure of certified nurse practitioners (previously known as advanced nurse practitioners) and clinical nurse specialists. Appendix B gives totals of nurses licensed in Arkansas by licensure category and county of residence. The information is derived from questions that are completed on the licensure renewal forms. Incomplete data indicates that the licensee did not provide that information.

ADVANCED PRACTICE

The table below lists the numbers of Advanced Practice Registered Nurses granted initial licensure in Arkansas during the reporting period:

ADVANCED PRACTICE REGISTERED NURSES LICENSURE July 1, 2017 - June 30, 2018		
Certified Nurse Practitioners		489
Endorsements 123	Exams 366	
Certified Registered Nurse Anesthetists		48
Endorsements 21	Exams 27	
Certified Nurse Midwives		3
Endorsements 2	Exams 1	
Clinical Nurse Specialists		5
Endorsements 1	Exams 4	
TOTAL		545

ADVANCED PRACTICE PRESCRIPTIVE AUTHORITY

Act 409 of 1995 gave the Board authority to grant certificates of prescriptive authority to qualified advanced practice registered nurses. Advanced Practice licensure categories and numbers of licensees granted a certificate of prescriptive authority during the reporting period are identified below:

ADVANCED PRACTICE REGISTERED NURSES GRANTED PRESCRIPTIVE AUTHORITY July 1, 2017- June 30, 2018	
Endorsements	50
Exams	340
TOTAL	390

LICENSURE

Licensure examinations for registered nurse and practical nurse candidates are administered via computerized adaptive testing. State boards of nursing contract with the National Council of State Boards of Nursing (NCSBN) for these examinations. In Arkansas, tests are administered by technology centers located in Little Rock, Fort Smith, Rogers and Texarkana. A candidate may test at any center nationwide or internationally for licensure by the Board that provided authorization to test.

The licensure examinations have one purpose: to test knowledge, skills and abilities essential to the safe and effective practice of nursing at the entry level. The use of national RN and PN examinations facilitates licensure by endorsement from one jurisdiction to another. The passing standard is set by a panel of practicing nurses who are knowledgeable of entry-level nursing practice. Membership on the panel is open to all NCSBN jurisdictions. Examination results are reported to boards of nursing and to the candidates as either “pass” or “fail”. Unsuccessful candidates are provided with a performance report that gives information on areas for remedial study.

The Board participates in the test development system administered by the testing service of the NCSBN. The Arkansas Board approves practicing nurses to participate in RN and PN item writing, item review and standard-setting panel.

Graduates of an approved nursing program are eligible for licensure in Arkansas after passing the National Council Licensure Exam (NCLEX®). The number of registered nurse and licensed practical nurse licenses issued by examination is shown in the following table.

LICENSURE BY EXAMINATION	
July 1, 2017 - June 30, 2018	
Registered Nurses	1,766
Practical Nurses	901
TOTAL	2,667

ENDORSEMENTS

Pursuant to the Arkansas *Nurse Practice Act*, the Board may issue a license to practice nursing by endorsement to an applicant who is duly licensed as a nurse under the laws of another state, territory or foreign country if the applicant meets Board qualifications. Applicants for endorsement must have successfully completed a nursing education program, the appropriate NCLEX®, and must be verified by the jurisdiction of original licensure. In addition to these requirements, advanced practice registered nurses shall have documentation of current unencumbered advanced practice license/authority to practice in another jurisdiction. Nurses licensed in Arkansas by interstate endorsement from each state during the reporting period are shown in the following tables:

ADVANCED PRACTICE REGISTERED NURSE ENDORSEMENTS July 1, 2017 - June 30, 2018

STATE	CNP	CNM	CNS	CRNA	TOTAL BY STATE	STATE	CNP	CNM	CNS	CRNA	TOTAL BY STATE
Alabama	1	0	0	1	1	North Carolina	1	0	0	0	1
Arizona	5	0	0	0	5	North Dakota	1	0	0	0	1
California	2	0	0	0	2	Nebraska	2	0	0	1	3
Florida	4	0	0	0	4	Oklahoma	7	0	1	1	9
Georgia	0	0	0	1	1	Pennsylvania	2	0	0	0	2
Hawaii	1	0	0	0	1	Tennessee	11	1	0	7	19
Illinois	2	0	0	0	2	Texas	43	0	0	4	47
Indiana	1	0	0	0	1	Utah	1	0	0	0	1
Kansas	3	0	0	0	3	Washington	0	0	0	1	1
Kentucky	0	0	0	1	1	West Virginia	1	0	0	0	1
Louisiana	5	0	0	1	6	Wisconsin	2	0	0	0	2
Mississippi	5	0	0	2	7	TOTAL BY APRN ROLE	123	2	1	21	147
Missouri	23	1	0	2	26						

LICENSURE

REGISTERED NURSE ENDORSEMENTS

July 1, 2017 - June 30, 2018

Alabama	30	Louisiana	72	Ohio	62
Alaska	1	Maine	1	Oklahoma	67
Arizona	11	Maryland	4	Oregon	4
California	30	Massachusetts	16	Pennsylvania	64
Colorado	17	Michigan	18	South Carolina	9
Connecticut	20	Minnesota	17	South Dakota	1
Delaware	2	Mississippi	25	Tennessee	29
District of Columbia	1	Missouri	73	Texas	90
Florida	39	Nebraska	5	Utah	4
Georgia	21	Nevada	2	Vermont	12
Idaho	4	New Hampshire	1	Virginia	12
Illinois	71	New Jersey	7	Washington	13
Indiana	16	New Mexico	12	West Virginia	4
Iowa	9	New York	65	Wisconsin	9
Kansas	43	North Carolina	12	Wyoming	5
Kentucky	9	North Dakota	1		
				TOTAL	1,040

PRACTICAL NURSE ENDORSEMENTS

July 1, 2017 - June 30, 2018

Alabama	4	Massachusetts	1	North Dakota	2
Arizona	2	Michigan	5	Ohio	3
California	6	Minnesota	1	Oklahoma	49
Colorado	1	Mississippi	9	Pennsylvania	3
Florida	1	Missouri	21	Tennessee	4
Illinois	6	Montana	1	Texas	17
Iowa	2	New Jersey	2	Virginia	1
Kansas	3	New Mexico	1	Washington	1
Kentucky	1	New York	2	Wisconsin	1
Louisiana	26	North Carolina	3	TOTAL	179

PSYCHIATRIC TECHNICIAN NURSE ENDORSEMENTS

July 1, 2017 - June 30, 2018

California	1	TOTAL	1
------------	---	--------------	----------

LICENSURE

Act 1423 of 2005 gave the Board authority to grant certification to qualified unlicensed persons to administer certain medications in facilities determined by the Board. The Board decided to allow medication assistants only in Arkansas nursing homes in which nursing supervision is available and nurse patient ratios are legislatively required. This authorization included persons who have met certain qualifications in Arkansas or who have met substantially similar qualifications and held similar credentials under the law in another state. In addition, in 2007, persons who have completed a certain portion of a nursing education program may be eligible to take the certification exam and work as a certified medication assistant if successful. The numbers of medication assistants granted certification and certified renewals in Arkansas during the reporting period are shown in the following tables:

MEDICATION ASSISTANTS - CERTIFIED

July 1, 2017 - June 30, 2018

Medication Assistants-certified by examination	6
Medication Assistants-certified by endorsement	0
TOTAL	6

MEDICATION ASSISTANTS

CERTIFIED RENEWALS

July 1, 2017 - June 30, 2018

Medication Assistants-Certified	12
TOTAL	12

RENEWALS

The *Nurse Practice Act* requires biennial license renewal for practicing nurses. Renewal reminders are mailed at least sixty days before the license expiration date. Nurses who allow their licenses to lapse and who have not practiced nursing during the preceding licensure period may be reinstated upon request, payment of the renewal fee and late penalty, and after meeting the continuing education requirements. Nurses who do not renew are in good standing as long as they do not practice nursing in Arkansas. Legislation to require continuing education prior to license renewal was passed in the 2001 Legislative session.

LICENSE RENEWALS

July 1, 2017 - June 30, 2018

Registered Nurse	19,530
Licensed Practical Nurse	6,860
Licensed Psychiatric Technician Nurse	34
Registered Nurse Practitioner	235
Certified Registered Nurse Anesthetist	351
Certified Nurse Midwife	12
Certified Nurse Practitioner	1,308
Clinical Nurse Specialist	70
TOTAL	28,400

LICENSURE

Any licensee who desires to retire from the practice of nursing for any length of time in this state, submits a written request and surrenders the current license will have their current license placed on inactive status and a retired licensed issued. While retired, the licensee shall not practice nursing; however, the nurse may use respective credentials. When the licensee desires to resume practice, he or she shall request a renewal application, which shall be completed and submitted with a reinstatement fee and the current renewal fee. If the retired license is allowed to lapse, the licensee shall not hold himself or herself out as an APRN, RN, LPN or LPTN, and pays a reinstatement fee in addition to the fee required for renewal of the retired license. The number of current retired licenses by credentials issued during the reporting period is shown in the following table:

RETIRED LICENSES BY CREDENTIALS	
July 1, 2017- June 30, 2018	
Clinical Nurse Specialist	1
Licensed Practical Nurse	12
Registered Nurse	36
TOTAL	49

TEMPORARY PERMITS

Temporary permits may be issued to Arkansas licensed nurses who are graduates of a nursing program. This permit allows a nurse to practice between graduation and receipt of results of the first examination for which the licensee is eligible. The number of temporary permits issued during the reporting period is shown in the following table:

TEMPORARY PERMITS - EXAMINATION APPLICANTS	
July 1, 2017 - June 30, 2018	
Registered Nurse	936
Licensed Practical Nurse	637
Certified Nurse Practitioner	81
Certified Registered Nurse Anesthetist	1
Clinical Nurse Specialist	1
TOTAL	1,656

An amendment to the *Nurse Practice Act* enacted by the 1980 Special Session of the Legislature, provided for issuing temporary permits to qualified endorsement applicants holding current licensure in other states. The number of temporary permits issued to advanced practice registered nurses, registered nurses and licensed practical nurses during the reporting period is shown in the following table:

TEMPORARY PERMITS - ENDORSEMENT APPLICANTS	
July 1, 2017 - June 30, 2018	
Registered Nurse	666
Licensed Practical Nurse	141
Certified Nurse Practitioner	80
Certified Nurse Midwife	2
Certified Registered Nurse Anesthetist	1
TOTAL	890

EDUCATION

Continuing education for license renewal and reinstatement was mandated by Act 86 of the 2001 Arkansas legislative session. The regulations were put into effect beginning July 1, 2003. Random audits for compliance with the continuing education requirements are conducted. One hundred eighty-nine nurses were audited with a 98 percent compliance rate. Five Letters of Warning were issued for meeting the continuing education requirements after the nursing license was renewed. Three Letters of Reprimand were issued for failing to meet the continuing education requirements. Continuing education late fees collected for FY2018 is \$946.00. The Arkansas State Board of Nursing staff conducts presentations and continuing education workshops on a regular basis throughout the state as included in the Continuing Education Presentations table below:

Continuing Education Presentations				
July 1, 2017 - June 30, 2018				
Date	Title	Location	Nurses	Students
7/14/2017	ArONE Update	Little Rock	125	n/a
8/4/2017	APRN Legislative Update 2017	Hope	75	n/a
8/12/2017	ANPA APRN Update 2017	Rogers	60	n/a
8/29/2017	Nursing in AR - Baxter Regional	Mountain Home	43	n/a
8/6/2017	Arkansas for Nursing	Little Rock	30	n/a
8/29/2017	NANEP	Little Rock	65	n/a
9/19/2017	UCA	Conway	50	n/a
9/28/2017	New School Nurse Conference	Plummerville	100	n/a
10/4/2017	Enhanced Nurse Licensure Compact	Little Rock	80	n/a
10/23/2017	Enhanced Nurse Licensure Compact (presented x 2)	Hot Springs	12	n/a
10/24/2017	Enhanced Nurse Licensure Compact(presented x 4)	Little Rock	92	11
11/3/2015	ASBN Update 2017	Little Rock	20	n/a
11/15/2017	UAMS Graduate Presentation	Little Rock	n/a	17
11/28/2017	Enhanced Nurse Licensure Compact (presented x 2)	Little Rock	18	n/a
11/4/2017	Enhanced Nurse Licensure Compact	Ft. Smith (Sparks)	25	8
11/4/2017	Enhanced Nurse Licensure Compact	Ft. Smith (Mercy)	20	n/a
11/5/2017	Enhanced Nurse Licensure Compact	Springdale	12	n/a
12/6/2017	Enhanced Nurse Licensure Compact	Russellville	8	n/a
12/18/2017	Enhanced Nurse Licensure Compact	Hope	30	n/a
12/20/2017	Enhanced Nurse Licensure Compact	Pine Bluff	25	n/a
12/21/2017	Enhanced Nurse Licensure Compact (presented x 2)	Jonesboro	25	n/a
2/8/2018	APRN Scope of Practice	Little Rock	53	n/a
3/5/2018	APRN Scope of Practice	Little Rock	50	n/a
4/17/2018	APRN Graduate Presentation	Jonesboro	n/a	25
4/26/2018	APRN Graduate Presentation	Little Rock	30	n/a
5/11/2018	APRN Scope of Practice	Little Rock	30	n/a
5/11/2018	Medication Assistant Certified	Little Rock	n/a	15
TOTAL			1,048	76

CRIMINAL BACKGROUND CHECKS: Federal and Arkansas criminal background checks are required of all individuals applying for an initial license in Arkansas. During the 2017-2018 fiscal year, 5,063 Arkansas criminal background checks and 4,907 federal criminal background checks were conducted. There were 572 investigations completed on applicants with a positive criminal background check.

ROSTER: The roster of ASBN approved medication assistant and nursing programs that lead to licensure or certification is included as [Appendix A](#) of this report.

ENROLLMENT: Enrollment in the educational programs is reported to the Board in a report submitted by program directors annually in December. Enrollment figures reported for the three-year period (2015-2017) are shown on the following pages of this report. For consistency in data collection, the term "nursing major" was defined in 1993. Nursing major includes only those students in nursing courses and accepted for the certificate, degree or diploma program.

ARKANSAS STATE BOARD OF NURSING APPROVED EDUCATIONAL PROGRAMS JULY 1, 2017 - JUNE 30, 2018

Baccalaureate Degree	12
Associate Degree	17
Practical Nurse	26
Diploma	0
Medication Assistants	1
TOTAL	56

EDUCATION

ENROLLMENT IN REGISTERED NURSE PROGRAMS			
PROGRAM	2015	2016	2017
<i>Diploma</i>			
Baptist Health Schools of Nursing (<i>closed</i>)	874	151	0
JRMC School of Nursing (<i>closed</i>)	227	0	0
TOTAL	1,101	151	0
<i>Associate Degree</i>			
Arkansas Northeastern College - Blytheville	78	78	78
Arkansas Rural Nursing Education Consortium (ARNEC)	278	444	411
Arkansas State University - Jonesboro	410	443	430
Arkansas State University- Mountain Home	39	31	36
Arkansas Tech University - Ozark	23	24	24
Baptist Health College- Little Rock	0	767	746
College of the Ouachitas- Malvern	153	151	168
East Arkansas Community College - Forrest City	82	84	81
JRMC School of Nursing - Pine Bluff		138	109
National Park College - Hot Springs	137	122	130
North Arkansas College - Harrison	82	113	114
Northwest Arkansas Community College - Bentonville	285	227	92
Phillips Community College UA	87	77	81
Southeast Arkansas College	95	194	132
Southern Arkansas University (<i>closed</i>)	86	137	0
University of Arkansas Community College - Batesville	84	106	80
University of Arkansas - Little Rock	623	662	661
University of Arkansas - Monticello	24	27	27
TOTAL	2,568	3,852	3,400
<i>Baccalaureate Degree</i>			
Arkansas State University	308	275	286
Arkansas Tech University	171	337	335
Harding University	113	112	153
Henderson State University	34	43	445
John Brown University		0	41
Southern Arkansas University	99	115	103
University of Arkansas - Fayetteville	408	498	477
University of Arkansas - Fort Smith	447	410	443
University of Arkansas - Monticello	98	89	79
University of Arkansas - Pine Bluff	0	14	24
University of Arkansas for Medical Sciences	252	234	238
University of Central Arkansas	*	197	224
TOTAL	1,930	2,324	2,448

*not reported

ENROLLMENT IN PRACTICAL NURSE PROGRAMS

PROGRAM	2015	2016	2017
Arkansas Northeastern College	37	37	39
Arkansas State University - Beebe	73	81	70
Arkansas State University - Mountain Home	55	58	56
Arkansas State University - Newport	32	35	152
Arkansas Tech University - Ozark	40	85	78
Baptist Health School of Practical Nursing	203	182	180
Black River Technical College	123	95	102
College of the Ouachitas	128	164	166
Crowley's Ridge Technical Institute	*	24	24
National Park College	42	44	49
North Arkansas College	45	55	51
Northwest Technical Institute	51	56	105
Ozarka College	225	100	151
South Arkansas Community College	124	137	125
Southeast Arkansas College	103	82	92
Southern Arkansas University - Technical	35	40	45
University of Arkansas - Fort Smith	16	17	14
University of Arkansas - Cossatot	46	46	43
University of Arkansas Community College - Batesville	41	39	43
University of Arkansas Community College Hope - Texarkana	58	51	56
University of Arkansas Community College - Morrilton	92	97	99
U of A Monticello College of Technology - Crossett	15	20	20
U of A Monticello College of Technology - McGehee	*	28	21
University of Arkansas Phillips Community College	45	27	40
University of Arkansas Pulaski Technical	50	51	46
University of Arkansas Rich Mountain	30	32	34
TOTAL OF ALL PROGRAMS	1,809	1,683	1,902

*not reported

ENROLLMENT IN MEDICATION ASSISTANT PROGRAMS

PROGRAM	2015	2016	2017
Arkansas State University - Mountain Home	0	0	8
TOTAL	0	0	8

EDUCATION

The licensure examinations for registered and practical nurses are administered via computerized adaptive testing (CAT). The performance, by program, for first time candidates taking the National Council Licensure Examination for Registered Nurses (NCLEX-RN®), regardless of where the examination was taken during the reporting period, is shown in the following table:

NCLEX-RN® PERFORMANCE BY PROGRAM

July 1, 2017- June 30, 2018

PROGRAM	NUMBER TAKING	NUMBER PASSING	PERCENT PASSING
Arkansas Northeastern College - Blytheville - ADN	29	29	100
Arkansas Rural Nursing Education Consortium (ARNEC) - ADN	296	246	83.1
Arkansas State University - ADN	95	77	81.1
Arkansas State University - BSN	93	89	95.7
Arkansas State University - Mountain Home - ADN	16	16	100
Arkansas Tech University - BSN	66	60	90.9
Arkansas Tech University - Ozark - ADN	21	19	90.5
Baptist Health College - ADN	216	170	78.7
Baptist Health College - Diploma (closed)	5	4	80.0
College of the Ouachitas - ADN	76	53	69.7
East Arkansas Community College - ADN	17	15	88.2
Harding University - BSN	46	46	100
Henderson State University - BSN	21	21	100
John Brown University - BSN	25	24	96
JRMC School of Nursing - ADN	37	24	64.9
National Park College - ADN	48	41	85.42
North Arkansas College - ADN	41	41	100
Northwest Arkansas Community College - ADN	48	48	100
Southeast Arkansas College - ADN	17	9	52.9
Southern Arkansas University - BSN	26	22	84.6
University of Arkansas - Fayetteville - BSN	197	193	97.8
University of Arkansas - Fort Smith - BSN	78	72	92.3
University of Arkansas - Little Rock - ADN	169	130	76.9
University of Arkansas - Monticello - ADN	5	3	60.0
University of Arkansas - Monticello - BSN	20	19	95.0
University of Arkansas - Pine Bluff - BSN	8	3	37.5
University of Arkansas Community College - Batesville - ADN	64	56	87.5
University of Arkansas for Medical Sciences - BSN	105	101	96.2
University of Arkansas Phillips Community College - ADN	16	15	93.8
University of Central Arkansas - BSN	61	56	91.8
TOTAL	1,962	1,702	86.7

The performance, by program, for graduates of Arkansas programs taking the National Council Licensure Examination for Practical Nurses (NCLEX-PN®) for the first time, regardless of where the examination was taken during the reporting period, is shown in the following table:

NCLEX-PN® PERFORMANCE BY PROGRAM			
July 1, 2017 - June 30, 2018			
PROGRAM	NUMBER TAKING	NUMBER PASSING	PERCENT PASSING
Arkansas Northeastern College - Blytheville	28	28	100
Arkansas State University - Beebe	24	23	95.8
Arkansas State University - Mountain Home	24	21	87.5
Arkansas State University - Newport	94	74	78.7
Arkansas Tech University - Ozark	29	29	100
Baptist Health School of Practical Nursing	82	66	80.5
Black River Technical College	49	48	98.0
College of the Ouachitas	63	53	84.1
Crowley's Ridge Technical Institute	21	19	90.5
National Park College	24	21	87.5
North Arkansas College	27	27	100
Northwest Technical Institute	49	47	95.9
Ozarka College	85	74	87.1
Southern Arkansas University - Tech	24	23	95.8
Southeast Arkansas College	2	2	100
South Arkansas Community College	43	41	95.3
Special Program Codes	28	28	100
University of Arkansas - Cossatot	25	24	96.0
University of Arkansas - Fort Smith	4	4	100
University of Arkansas Community College at Batesville	14	14	100
University of Arkansas Community College at Hope - Texarkana	37	32	86.5
University of Arkansas Community College at Morrilton	50	48	96.0
U of A Monticello College of Technology - Crossett	9	8	88
U of A Monticello College of Technology - McGehee	8	8	100
University of Arkansas Phillips Community College	14	14	100
University of Arkansas Pulaski Technical	10	10	100
University of Arkansas Rich Mountain	25	22	88.0
TOTAL	892	808	90.5

EDUCATION

Graduates of nursing programs, seeking licensure in Arkansas, compared to other programs in the nation are shown on the following tables: (Source: NCLEX quarterly reports)

LICENSING EXAMINATION DATA				
APPLICANTS FOR REGISTERED NURSE LICENSURE				
July 1, 2017 - June 30, 2018				
NATIONALLY				
	First-Time United States Graduates	Re-Take United States Graduates	First-Time Foreign Educated Graduates	Re-Take Foreign Educated Graduates
Number Taking	157,029	39,426	14,703	17,386
Number Passing	137,879	17,588	6,336	4,294
Percent Passing	87.8	44.6	43.0	24.7
ARKANSAS LICENSURE				
Number Taking	1,962	509	9	11
Number Passing	1,702	245	4	5
Percent Passing	86.7	48.1	44.4	45.4

LICENSING EXAMINATION DATA				
APPLICANTS FOR PRACTICAL NURSE LICENSURE				
July 1, 2017 - June 30, 2018				
NATIONALLY				
	First-Time United States Graduates	Re-Take United States Graduates	First-Time Foreign Educated Graduates	Re-Take Foreign Educated Graduates
Number Taking	46,674	14,687	718	1,104
Number Passing	39,883	5,378	372	245
Percent Passing	85.4	36.6	51.8	22.1
ARKANSAS LICENSURE				
Number Taking	892	141	0	0
Number Passing	808	73	0	0
Percent Passing	90.5	51.7	0	0

**NUMBER AND PERCENT PASSING OF FIRST-TIME NCLEX-RN®
CANDIDATES BY DEGREE TYPE
July 1, 2017 - June 30, 2018**

ALL U.S. GRADUATES			
PROGRAM	Number Taking	Number Passing	Percent Passing
Associate Degree	79,218	67,246	84.8
Baccalaureate Degree	75,633	68,716	90.8
Diploma	2,090	1,864	89.1
Other	65	39	60.0
TOTAL	157,006	137,865	86.2
GRADUATES OF ARKANSAS SCHOOLS			
Associate Degree	1,211	992	81.9
Baccalaureate Degree	746	706	94.6
Diploma	5	4	80.0
TOTAL	1,962	1,702	86.7



EDUCATION

The Arkansas State Board of Nursing has statutory authority to oversee nursing educational program compliance with mandated regulations and educational standards as established by the Arkansas legislature. A nursing program that is approved initially progresses through a three-tiered process of approval that includes Prerequisite Approval, Initial Approval and Full Approval.

A nursing program that is approved continues to be reviewed for continued compliance with the educational standards as delineated in the *Rules*. The staff periodically conducts a program review to verify compliance. A new program has an on-site survey three (3) years after initial full approval. Established programs have an on-site survey every five (5) years or if they have continued accreditation status from a national nursing accreditation organization and maintain a National Council Licensure Examination (NCLEX®) passage rate of 75 percent or higher; they are allowed to submit a paper survey to ASBN versus an on-site review. There are two (2) approval designations for established programs that prepare graduates for licensure that include Continued Full Approval and Conditional Approval.

EDUCATION SURVEYS CONDUCTED

July 1, 2017 - June 30, 2018

Paper Submission	5
Site Visit	7
TOTAL	12

PROGRAM APPROVAL STATUS

July 1, 2017 - June 30, 2018

	Pre-requisite Approval	Initial Approval	Full Approval	Conditional Approval
Associate Degree	0	0	16	1
Baccalaureate Degree	0	1	10	1
Diploma	0	0	0	0
Practical Nursing	0	0	26	0
TOTAL	0	1	52	2

APPROVED PROGRAMS

Preparing for Registered Nurse Licensure

ASSOCIATE DEGREE

Arkansas Northeastern College – Blytheville, 2501 Division St., P. O. Box 1109, Blytheville, AR 72316

Phone: 870.780.1223; Fax: 870.762.3376

Arkansas Rural Nursing Education Consortium (ARNEC), 1558 US Hwy 371, Nashville, AR 71852 Phone: 870.368.2076

Member Institutions:

ASU, Newport - Phone: 870.512.7833; Fax: 870.512.7715

Black River Technical College, Pocahontas - Phone: 870.248.8000 x 4174; Fax: 870.248.4100

Ozarka College, Melbourne - Phone: 870.368.2081; Fax: 870.368.2075

Southark Community College, El Dorado - Phone: 870.864.7136; Fax: 870.864.7104

U of A Community College, Hope - Phone: 870.722.8505; Fax: 870.722.8511

U of A Community College, Morrilton - Phone: 501.977.2002; Fax: 501.977.2049

U of A Cossatot Community College, DeQueen - Phone: 870.584.1147; Fax: 870.642.8212

U of A Rich Mountain, Mena - Phone: 479.394.7622; Fax: 479.394.2828

Arkansas State University, P.O. Box 910, State University, AR 72467

Phone: 870.972.3074; Fax: 870.972.2954

Arkansas State University - Mountain Home, 1600 S. College, Mountain Home, AR 72653

Phone: 870.508.6154; Fax: 870.508.6154

Arkansas Tech University - Ozark, 1700 Helberg Ln., Ozark, AR 72949

Phone: 479.508.8500 x6351; Fax: 479.508.8500 x 6351

Baptist Health College, 11900 Colonel Glenn Rd., Suite 1000, Little Rock, AR 72210-2820

Phone: 501.202-7937; Fax: 501.202.6015

College of the Ouachitas, One College Circle, Malvern, AR 72104

Phone: 501.332.0303; Fax: 501.467.3680

East Arkansas Community College, 1700 New Castle Road, Forrest City, AR 72335

Phone: 870.633.4480 x268; Fax: 870.633.7222

JRMC School of Nursing, 1600 West 40th Avenue, Pine Bluff, AR 71603

Phone: 870.541.7164; Fax: 870.541.7807

National Park College, 101 College Drive, Hot Springs, AR 71913

Phone: 501.760.4352; Fax: 501.760.4183

North Arkansas College, 1515 Pioneer Ridge, Harrison, AR 72601

Phone: 870.391.3535; Fax: 870.391.3354

Northwest Arkansas Community College, One College Drive, Bentonville, AR 72712

Phone: 479.619.4256; Fax: 479.619.4254

Southeast Arkansas College, 1900 Hazel St., Pine Bluff, AR 71603

Phone: 870.850.4917; Fax: 870.850.4917

University of Arkansas Community College at Batesville, P. O. Box 3350, Batesville, AR 72503

Phone: 870.612.2070; Fax: 870.612.2059

University of Arkansas Little Rock, 2801 So. University, Little Rock, AR 72204

Phone: 501.569.8092; Fax: 501.371-7546

University of Arkansas Monticello, P. O. Box 3606, Monticello, AR 71656-3606;

Phone: 870.460.1069; Fax: 870.460.1969

University of Arkansas Phillips Community College, P.O. Box 785, Helena-West Helena, AR 72342

Phone: 870.338.6474 x 1371; Fax: 870.338.7901

EDUCATION

APPROVED PROGRAMS

Preparing for Registered Nurse Licensure

BACCALAUREATE DEGREE

Arkansas State University, P. O. Box 910, State University, AR 72467

Phone: 870.680.8201; Fax: 870.972.2954

Arkansas Tech University, Dean Hall, Russellville, AR 72801

Phone: 479.968.0383; Fax: 479.968.0219

Harding University, Box 12265, Searcy, AR 72149

Phone: 501.279.4476; Fax: 501.279.4669

Henderson State University, HSU Box 7803, Arkadelphia, AR 71999

Phone: 870.230.5015; Fax: 870.230.5390

John Brown University, 2000 West University Street, Siloam Springs, AR 72761

Phone: 479.524.1646; Fax: 479.524.7441

Southern Arkansas University, 100 E. University MSC9406, Magnolia, AR 71754

Phone: 870.235.4331; Fax: 870.235.5058

University of Arkansas, Eleanor Mann School of Nursing, 606 N. Razorback Rd., University of AR, Fayetteville, AR 72701

Phone: 479.575.4280; Fax: 479.575.3218

University of Arkansas Fort Smith, Carolyn McKelvey Moore School of Nursing, P. O. Box 3649, Fort Smith, AR 72913

Phone: 479.788.7840; Fax: 479.424.6856

University of Arkansas Monticello, P. O. Box 3606, Monticello, AR 71656-3606

Phone: 870.460.1069; Fax: 870.460.1969

University of Arkansas for Medical Sciences, College of Nursing, 4301 W. Markham, Slot 529, Little Rock, AR 72205

Phone: 501.686.8493; Fax: 501.686.7998

University of Central Arkansas, 201 Donaghey Avenue, Conway, AR 72035

Phone: 501.450.5531; Fax: 501.450.5560

University of Arkansas Pine Bluff, 1200 University Dr., #4973, Pine Bluff, AR 71601

Phone: 870.575.7076; Fax: 870.575.8229

Preparing for Practical Nurse Licensure

Arkansas Northeastern College – Blytheville, Practical Nurse Program, P. O. Box 1109, Blytheville, AR 72316

Phone: 870.780.1225; Fax: 870.762.3376

Arkansas State University – Beebe, Practical Nurse Program, P. O. Box 909, Searcy, AR 72145

Phone: 501.207.6255; Fax: 501.207.6263

Arkansas State University – Mt. Home, Practical Nurse Program, 1600 So. College, Mt. Home, AR 72653

Phone: 870.508.6154; Fax: 870.508.6154

Arkansas State University – Newport, Practical Nurse Program, 7648 Victory Boulevard, Newport, AR 72112

Phone: 870.512.7833; Fax: 870.512.7715

Arkansas Tech University - Ozark, 1700 Helberg Lane, Ozark, AR 72949

Phone: 479.508.8500 x 6201; Fax: 479.667.0198

Baptist Health School of Practical Nursing, 11900 Colonel Glenn Road, Little Rock, AR 72210

Phone: 501.202.7966; Fax: 501.202.6015

Black River Technical College, Practical Nurse Program, P. O. Box 468, Pocahontas, AR 72455

Phone: 870.248.4000 x 4174; Fax: 870.248.4100

College of the Ouachitas, Practical Nurse Program, #1 College Circle, Malvern, AR 72104

Phone: 501.332.0303; Fax: 501.467.3680

Crowley's Ridge Technical institute, Practical Nurse Program, P. O. Box 925, Forrest City, AR 72335

Phone: 870.633.5411; Fax: 870.633.9328

National Park College, Practical Nurse Program, 101 College Drive, Hot Springs, AR 71913

Phone: 501.760.4352; Fax: 501.760.4183

North Arkansas College, Practical Nurse Program, 1515 Pioneer Ridge Drive, Harrison, AR 72601

Phone: 870.391.3369; Fax: 870.391.3000

APPROVED PROGRAMS

Preparing for Practical Nurse Licensure

Northwest Technical Institute, Practical Nurse Program, 709 South Old Missouri Road, Springdale, AR 72764

Phone: 479.751.8824 x 123; Fax: 479.751.7750

Ozarka College, Practical Nurse Program, P. O. Box 10, Melbourne, AR 72556

Phone: 870.368.2081; Fax: 870.368.2075

South Arkansas Community College, The Betty Owen School of Practical Nursing, P. O. Box 7010, El Dorado, AR 71731

Phone: 870.864.7136; Fax: 870.864.7104

Southeast Arkansas College, Practical Nurse Program, 1900 Hazel Street, Pine Bluff, AR 71603

Phone: 870.850.4917; Fax: 870.850.4917

Southern Arkansas University Tech, Practical Nurse Program, P. O. Box 3499, Camden, AR 71711

Phone: 870.574.4475; Fax: 870.574.4474

University of Arkansas Community College at Batesville, Practical Nurse Program, P. O. Box 3350, Batesville, AR 72503

Phone: 870.612.2070; Fax: 870.612.2059

University of Arkansas Community College at Hope - Texarkana, Practical Nurse Program, 2500 S. Main,

P.O. Box 140, Hope, AR 71801

Phone: 870.722.8505; Fax: 870.722.8511

University of Arkansas Community College at Morrilton, Practical Nurse Program, 1537 University Blvd., Morrilton, AR 72110

Phone: 501.977.2152; Fax: 501.977.2049

University of Arkansas at Fort Smith, Practical Nurse Program, P. O. Box 3649, Fort Smith, AR 72913

Phone: 479.788.7840; Fax: 479.424.6856

U of A Monticello College of Technology – Crossett, Practical Nurse Program, 1326 Hwy. 52W, Crossett, AR 71635

Phone: 870.460.2025; Fax: 870.364.5717

U of A Monticello College of Technology – McGehee, Practical Nurse Program, P. O. Box 747, McGehee, AR 71654

Phone: 870.222.5360; Fax: 870.522.9906

University of Arkansas Cossatot, Practical Nurse Program, P. O. Box 960, DeQueen, AR 71832

Phone: 870.584.1147; Fax: 870.642.8212

University of Arkansas Phillips Community College, Practical Nurse Program, 1210 Ricebelt Ave., DeWitt, AR 72042

Phone: 870.946.3506 x 1612; Fax: 870.946.2644

University of Arkansas Pulaski Technical, Practical Nurse Program, 3000 West Scenic Drive, North Little Rock, AR 72118

Phone: 501.812.2286; Fax: 501.812.2391

University of Arkansas Rich Mountain, Practical Nurse Program, 1100 College Drive, Mena, AR 71953

Phone: 479.394.7622 x 1366; Fax: 479.394.2828

Preparing for Medication Assistant Certification

Arkansas State University – Mountain Home, 1600 S. College, Mountain Home, AR 72653

Phone: 870.508.6154; Fax: 870.508.6154

NURSES LICENSED IN ARKANSAS

	June 2016	June 2017	June 2018
REGISTERED NURSES			
Arkansas Residents	36,418	37,683	38,712
Nonresidents	3,230	3,548	3,665
TOTAL	39,648	41,231	42,377
Registered Nurse Practitioners*			
Arkansas Residents	513	478	442
Nonresidents	33	35	35
TOTAL	546	513	477
ADVANCED PRACTICE REGISTERED NURSES			
Arkansas Residents			
Certified Nurse Midwives	27	26	27
Certified Nurse Practitioners	1,961	2,260	2,576
Certified Registered Nurse Anesthetists	582	604	627
Clinical Nurse Specialists	146	153	147
TOTAL	2,716	3,043	3,377
Nonresidents			
Certified Nurse Midwives	8	7	6
Certified Nurse Practitioners	303	344	433
Certified Registered Nurse Anesthetists	192	184	172
Clinical Nurse Specialists	12	13	17
TOTAL	515	548	628
Prescriptive Authority			
Arkansas Residents	1,812	2,086	2,349
Nonresidents	178	191	200
TOTAL	1,990	2,277	2,549
LICENSED PRACTICAL NURSES			
Arkansas Residents	14,941	14,813	14,682
Nonresidents	616	677	645
TOTAL	15,557	15,490	15,327
LICENSED PSYCHIATRIC TECHNICIAN NURSES			
Arkansas Residents	90	83	74
Nonresidents	2	4	6
TOTAL	92	87	80
MEDICATION ASSISTANT CERTIFICATE			
Arkansas Residents		23	28
TOTAL		23	28
RETIRED NURSES (EMERITUS)			
Registered Nurses	228	255	197
Licensed Practical Nurses	77	76	64
TOTAL	306	331	261
TOTAL ALL BASIC LICENSURE CATEGORIES	*55,297	*56,808	**58,412

*Includes RNs, LPNs, LPTNs (excludes retired nurses)

**Includes RNs, LPNs, LPTNs, nonresident APRNs (excludes retired nurses)

CERTIFIED NURSE MIDWIVES RESIDING AND LICENSED IN ARKANSAS BY COUNTY OF RESIDENCE - 2018

COUNTY	2016	2017	2018	COUNTY	2016	2017	2018
BAXTER	2	2	2	GARLAND	1	0	0
BENTON	8	9	8	INDEPENDENCE	1	0	1
BOONE	1	1	1	MISSISSIPPI	1	1	1
CARROLL	1	1	1	PULASKI	6	6	7
CLEBURNE	2	1	1	SALINE	0	1	1
FAULKNER	1	1	0	WASHINGTON	3	3	4
TOTAL							
ARKANSAS RESIDENTS					26	27	27
NONRESIDENTS					2	8	6
TOTAL LICENSED					28	35	33

CERTIFIED NURSE MIDWIVES RESIDING AND LICENSED IN ARKANSAS BY EMPLOYMENT SETTING AND AGE - 2018

EMPLOYMENT	20-29	30-39	40-49	50-59	OVER 60	TOTAL
Clinic or Office	1	1	0	3	2	7
Hospital (Acute Inpatient Care)	1	0	0	0	3	4
No Entry	1	0	1	0	0	2
Not working in Nursing/Unemployed	0	0	0	0	2	2
Nursing Education Program	0	2	0	0	1	3
Other	0	1	1	0	2	4
Public/Community Health Service	0	0	0	0	2	2
School/Student Health Service	0	0	2	1	0	3
TOTAL	3	4	4	4	12	27

CERTIFIED NURSE MIDWIVES RESIDING AND LICENSED IN ARKANSAS BY EMPLOYMENT SETTING AND GENDER - 2018

EMPLOYMENT	FEMALE	MALE	TOTAL
Clinic or Office	7	0	7
Hospital (Acute Inpatient Care)	4	0	4
No Entry	2	0	2
Not working in Nursing/Unemployed	2	0	2
Nursing Education Program	3	0	3
Other	4	0	4
Public/Community Health Service	2	0	2
School/Student Health Service	3	0	3
TOTAL	27	0	27

CERTIFIED NURSE MIDWIVES RESIDING AND LICENSED IN ARKANSAS BY EMPLOYMENT SETTING AND EDUCATION LEVEL - 2018

EMPLOYMENT	CERTIFICATE	DIPLOMA	ASSOCIATE	BACHELOR	MASTER	DOCTORATE	TOTAL
Clinic or Office	0	0	1	1	5	0	7
Hospital (Acute Inpatient Care)	0	0	0	0	4	0	4
No Entry	0	0	0	2	0	0	2
Not working in Nursing/Unemployed	0	0	0	1	1	0	2
Nursing Education Program	0	0	0	0	2	1	3
Other	0	0	0	0	2	2	4
Public/Community Health Service	0	0	0	0	2	0	2
School/Student Health Service	0	0	0	0	3	0	3
TOTAL	0	0	1	4	19	3	27

CERTIFIED NURSE MIDWIVES RESIDING AND LICENSED IN ARKANSAS BY COUNTY AND EDUCATION LEVEL - 2018

COUNTY	CERTIFICATE	DIPLOMA	ASSOCIATE	BACHELOR	MASTER	DOCTORATE	TOTAL
BAXTER	0	0	0	1	1	0	2
BENTON	0	0	0	1	7	0	8
BOONE	0	0	0	0	1	0	1
CARROLL	0	0	0	0	1	0	1
CLEBURNE	0	0	0	0	0	1	1
INDEPENDENCE	0	0	0	0	1	0	1
MISSISSIPPI	0	0	0	0	1	0	1
PULASKI	0	0	0	2	4	1	7
SALINE	0	0	0	0	0	1	1
WASHINGTON	0	0	1	0	3	0	4
TOTAL	0	0	1	4	19	3	27

CERTIFIED NURSE MIDWIVES RESIDING AND LICENSED IN ARKANSAS BY COUNTY AND AGE - 2018

COUNTY	20-29	30-39	40-49	50-59	OVER 60	TOTAL
BAXTER	0	0	0	0	2	2
BENTON	1	2	2	1	2	8
BOONE	0	0	0	1	0	1
CARROLL	0	0	0	0	1	1
CLEBURNE	0	0	0	0	1	1
INDEPENDENCE	0	0	0	0	1	1
MISSISSIPPI	0	0	0	0	1	1
PULASKI	1	1	2	1	2	7
SALINE	0	0	0	0	1	1
WASHINGTON	1	1	0	1	1	4
TOTAL	3	4	4	4	12	27

CERTIFIED NURSE PRACTITIONERS RESIDING AND LICENSED IN ARKANSAS BY COUNTY OF RESIDENCE - 2018

COUNTY	2016	2017	2018	COUNTY	2016	2017	2018
ARKANSAS	11	14	24	LEE	2	3	3
ASHLEY	4	5	7	LINCOLN	3	3	5
BAXTER	39	42	49	LITTLE RIVER	7	7	11
BENTON	123	142	159	LOGAN	6	8	9
BOONE	20	26	29	LONOKE	45	53	58
BRADLEY	3	4	5	MADISON	5	7	9
CALHOUN	2	4	4	MARION	7	10	10
CARROLL	9	11	13	MILLER	16	22	26
CHICOT	4	5	5	MISSISSIPPI	18	18	21
CLARK	14	18	19	MONROE	5	5	6
CLAY	7	9	8	MONTGOMERY	2	1	2
CLEBURNE	14	14	16	NEVADA	3	3	5
CLEVELAND	7	8	11	NEWTON	0	0	1
COLUMBIA	14	17	20	OUACHITA	7	9	6
CONWAY	14	15	19	PERRY	3	4	7
CRAIGHEAD	124	136	152	PHILLIPS	7	9	10
CRAWFORD	24	26	30	PIKE	8	8	10
CRITTENDEN	33	35	35	POINSETT	12	12	11
CROSS	13	17	19	POLK	10	10	12
DALLAS	2	2	2	POPE	37	44	57
DESHA	3	3	6	PRAIRIE	3	4	6
DREW	10	11	15	PULASKI	394	435	484
FAULKNER	94	113	141	RANDOLPH	12	17	22
FRANKLIN	13	14	17	SAINT FRANCIS	7	9	9
FULTON	9	10	11	SALINE	132	176	194
GARLAND	81	88	98	SCOTT	4	4	4
GRANT	16	18	21	SEARCY	6	4	5
GREENE	39	55	65	SEBASTIAN	60	71	77
HEMPSTEAD	8	10	12	SEVIER	4	6	9
HOT SPRING	13	17	23	SHARP	9	11	11
HOWARD	7	5	5	STONE	5	6	8
INDEPENDENCE	24	27	33	UNION	27	33	33
IZARD	13	15	19	VAN BUREN	5	7	8
JACKSON	3	4	9	WASHINGTON	155	165	182
JEFFERSON	42	46	47	WHITE	55	61	67
JOHNSON	8	9	8	WOODRUFF	7	8	9
LAFAYETTE	1	3	3	YELL	4	5	4
LAWRENCE	4	4	6				
TOTAL							
ARKANSAS RESIDENTS					1,660	1,961	2,576
NONRESIDENTS					266	303	433
TOTAL LICENSED					1,926	2,264	3,009

CERTIFIED NURSE PRACTITIONERS RESIDING AND LICENSED IN ARKANSAS BY EMPLOYMENT SETTING AND AGE - 2018

EMPLOYMENT	20-29	30-39	40-49	50-59	Over 60	TOTAL
Ambulatory Care	7	46	34	37	22	146
Clinic or Office	40	457	361	202	121	1181
Community Based Group Home	0	1	0	0	1	2
Drug/Alcohol Treatment Facility	0	1	0	1	0	2
Home Health Setting	0	7	8	6	6	27
Hospital (Acute Inpatient Care)	12	126	103	55	26	322
Managed Care	0	0	0	0	1	1
Military or Federal	1	7	13	13	12	46
No Entry	119	211	130	50	12	522
Not working in Nursing/Unemployed	2	11	15	5	31	64
Nursing Education Program	0	8	7	7	15	37
Nursing Home Extended Care Facility	1	23	21	8	5	58
Occupational Health	0	1	1	1	1	4
Other	1	20	20	12	22	75
Public/Community Health Service	2	9	22	15	16	64
Regulatory	0	0	0	0	1	1
School/Student Health Service	0	5	8	5	0	18
Self-Employed/Consultant	0	0	4	1	1	6
TOTAL	185	933	747	418	293	2,576

CERTIFIED NURSE PRACTITIONERS RESIDING AND LICENSED IN ARKANSAS BY EMPLOYMENT SETTING AND GENDER - 2018

EMPLOYMENT	FEMALE	MALE	TOTAL
Ambulatory Care	134	12	146
Clinic or Office	1081	100	1181
Community Based Group Home	2	0	2
Drug/Alcohol Treatment Facility	2	0	2
Home Health Setting	25	2	27
Hospital (Acute Inpatient Care)	286	36	322
Managed Care	1	0	1
Military or Federal	40	6	46
No Entry	468	54	522
Not working in Nursing/Unemployed	64	0	64
Nursing Education Program	32	5	37
Nursing Home Extended Care Facility	53	5	58
Occupational Health	4	0	4
Other	68	7	75
Public/Community Health Service	61	3	64
Regulatory	1	0	1
School/Student Health Service	18	0	18
Self-Employed/Consultant	4	2	6
TOTAL	2,344	232	2,576

CERTIFIED NURSE PRACTITIONERS RESIDING AND LICENSED IN ARKANSAS BY EMPLOYMENT SETTING AND EDUCATION LEVEL - 2018

EMPLOYMENT	CERTIFICATE	DIPLOMA	ASSOCIATE	BACHELOR	MASTER	DOCTORATE	NOT GIVEN	TOTAL
Ambulatory Care	0	0	0	1	132	13	0	146
Clinic or Office	0	0	6	25	1063	87	0	1181
Community Based Group Home	0	0	0	0	2	0	0	2
Drug/Alcohol Treatment Facility	0	0	0	0	2	0	0	2
Home Health Setting	0	0	0	1	26	0	0	27
Hospital (Acute Inpatient Care)	0	1	0	1	288	32	0	322
Managed Care	0	0	0	0	0	1	0	1
Military or Federal	0	0	0	0	40	6	0	46
No Entry	96	46	103	241	29	0	7	522
Not working in Nursing/Unemployed	0	0	3	8	51	2	0	64
Nursing Education Program	0	0	0	0	19	18	0	37
Nursing Home Extended Care Facility	1	0	0	0	55	2	0	58
Occupational Health	0	0	0	0	3	1	0	4
Other	0	0	1	3	59	12	0	75
Public/Community Health Service	0	0	3	9	47	5	0	64
Regulatory	0	0	0	0	1	0	0	1
School/Student Health Service	0	0	0	0	18	0	0	18
Self-Employed/Consultant	0	0	0	0	6	0	0	6
TOTAL	97	47	116	289	1841	179	7	2,576

CERTIFIED NURSE PRACTITIONERS RESIDING AND LICENSED IN ARKANSAS BY COUNTY AND EDUCATION LEVEL - 2018

COUNTY	CERTIFICATE	DIPLOMA	ASSOCIATE	BACHELOR	MASTER	DOCTORATE	NOT GIVEN	TOTAL
ARKANSAS	2	0	0	3	18	1	0	24
ASHLEY	0	0	0	1	6	0	0	7
BAXTER	5	0	3	0	41	0	0	49
BENTON	2	3	8	17	119	10	0	159
BOONE	2	0	2	0	25	0	0	29
BRADLEY	0	0	0	1	4	0	0	5
CALHOUN	0	0	1	1	2	0	0	4
CARROLL	0	0	2	1	8	2	0	13
CHICOT	0	0	1	0	4	0	0	5
CLARK	1	1	0	3	13	1	0	19
CLAY	0	0	1	1	6	0	0	8
CLEBURNE	1	0	1	2	11	1	0	16
CLEVELAND	0	1	0	1	9	0	0	11
COLUMBIA	0	0	1	2	17	0	0	20
CONWAY	2	0	0	4	12	1	0	19
CRAIGHEAD	9	0	6	13	112	11	1	152
CRAWFORD	0	0	3	2	24	1	0	30
CRITTENDEN	1	1	4	2	24	3	0	35
CROSS	0	0	2	2	14	1	0	19
DALLAS	0	0	0	0	1	1	0	2
DESHA	2	0	0	1	3	0	0	6
DREW	0	1	1	4	7	2	0	15

continued

CERTIFIED NURSE PRACTITIONERS RESIDING AND LICENSED IN ARKANSAS BY COUNTY AND EDUCATION LEVEL - 2018

COUNTY	CERTIFICATE	DIPLOMA	ASSOCIATE	BACHELOR	MASTER	DOCTORATE	NOT GIVEN	TOTAL
FAULKNER	4	3	1	18	107	8	0	141
FRANKLIN	1	0	0	2	12	2	0	17
FULTON	0	0	1	2	8	0	0	11
GARLAND	1	1	6	7	82	1	0	98
GRANT	1	1	1	3	13	2	0	21
GREENE	6	1	2	8	44	3	1	65
HEMPSTEAD	0	0	3	1	7	1	0	12
HOT SPRING	1	0	1	2	18	1	0	23
HOWARD	1	0	0	0	4	0	0	5
INDEPENDENCE	7	0	4	2	17	3	0	33
IZARD	2	0	0	1	16	0	0	19
JACKSON	5	0	0	2	2	0	0	9
JEFFERSON	3	0	0	4	34	6	0	47
JOHNSON	0	0	0	1	6	1	0	8
LAFAYETTE	0	0	0	0	3	0	0	3
LAWRENCE	0	0	1	1	4	0	0	6
LEE	0	0	0	1	2	0	0	3
LINCOLN	1	0	0	1	2	1	0	5
LITTLE RIVER	1	0	3	2	5	0	0	11
LOGAN	0	0	0	1	7	1	0	9
LONOKE	1	2	4	4	42	4	1	58
MADISON	0	0	0	1	8	0	0	9
MARION	0	0	0	1	8	1	0	10
MILLER	2	0	2	1	19	2	0	26
MISSISSIPPI	0	1	3	1	16	0	0	21
MONROE	0	0	0	1	5	0	0	6
MONTGOMERY	0	0	0	0	2	0	0	2
NEVADA	0	0	2	0	3	0	0	5
NEWTON	0	0	0	0	1	0	0	1
OUACHITA	0	0	1	1	4	0	0	6
PERRY	1	1	0	1	3	1	0	7
PHILLIPS	0	1	1	0	6	2	0	10
PIKE	1	0	0	2	7	0	0	10
POINSETT	0	0	1	2	8	0	0	11
POLK	0	0	2	1	8	1	0	12
POPE	1	0	2	10	37	7	0	57
PRAIRIE	0	1	0	1	4	0	0	6
PULASKI	8	14	10	67	333	49	3	484
RANDOLPH	3	0	0	3	15	1	0	22
SAINT FRANCIS	0	0	3	1	3	2	0	9
SALINE	5	9	7	26	134	12	1	194
SCOTT	0	0	0	0	4	0	0	4
SEARCY	0	0	0	2	3	0	0	5

continued

CERTIFIED NURSE PRACTITIONERS RESIDING AND LICENSED IN ARKANSAS BY COUNTY AND EDUCATION LEVEL - 2018

COUNTY	CERTIFICATE	DIPLOMA	ASSOCIATE	BACHELOR	MASTER	DOCTORATE	NOT GIVEN	TOTAL
SEBASTIAN	1	0	6	5	56	9	0	77
SEVIER	3	1	0	1	3	1	0	9
SHARP	2	0	1	1	7	0	0	11
STONE	1	0	1	1	5	0	0	8
UNION	2	0	2	1	25	3	0	33
VAN BUREN	0	0	0	0	8	0	0	8
WASHINGTON	2	1	8	27	130	14	0	182
WHITE	2	3	2	6	49	5	0	67
WOODRUFF	0	1	0	1	6	1	0	9
YELL	1	0	0	1	2	0	0	4
TOTAL	97	48	117	290	1837	180	7	2,576

CERTIFIED NURSE PRACTITIONERS RESIDING AND LICENSED IN ARKANSAS BY COUNTY AND AGE- 2018

COUNTY	20-29	30-39	40-49	50-59	OVER 60	TOTAL
ARKANSAS	1	9	7	5	2	24
ASHLEY	2	1	2	2	0	7
BAXTER	2	16	14	11	6	49
BENTON	13	60	53	17	16	159
BOONE	1	7	9	5	7	29
BRADLEY	0	1	3	0	1	5
CALHOUN	0	3	1	0	0	4
CARROLL	1	0	2	6	4	13
CHICOT	1	2	2	0	0	5
CLARK	2	6	6	3	2	19
CLAY	2	1	3	1	1	8
CLEBURNE	2	5	7	1	1	16
CLEVELAND	2	3	4	2	0	11
COLUMBIA	2	9	5	1	3	20
CONWAY	3	6	5	3	2	19
CRAIGHEAD	15	71	42	19	5	152
CRAWFORD	0	11	10	6	3	30
CRITTENDEN	1	13	10	5	6	35
CROSS	0	9	7	2	1	19
DALLAS	0	0	1	1	0	2
DESHA	1	1	3	0	1	6
DREW	2	9	1	1	2	15
FAULKNER	13	59	42	20	7	141
FRANKLIN	0	9	3	3	2	17
FULTON	1	1	4	4	1	11
GARLAND	1	34	31	23	9	98
GRANT	3	4	9	4	1	21
GREENE	6	28	17	9	5	65
HEMPSTEAD	1	5	2	1	3	12
HOT SPRING	1	11	9	1	1	23

continued

CERTIFIED NURSE PRACTITIONERS RESIDING AND LICENSED IN ARKANSAS BY COUNTY AND AGE- 2018

COUNTY	20-29	30-39	40-49	50-59	OVER 60	TOTAL
HOWARD	0	2	2	0	1	5
INDEPENDENCE	1	12	11	6	3	33
IZARD	0	2	7	6	4	19
JACKSON	1	4	2	1	1	9
JEFFERSON	1	22	9	10	5	47
JOHNSON	0	3	2	1	2	8
LAFAYETTE	1	1	1	0	0	3
LAWRENCE	1	2	2	1	0	6
LEE	0	0	2	1	0	3
LINCOLN	1	1	1	2	0	5
LITTLE RIVER	1	3	5	0	2	11
LOGAN	2	2	2	2	1	9
LONOKE	3	20	19	13	3	58
MADISON	0	3	4	1	1	9
MARION	1	2	3	2	2	10
MILLER	1	8	8	4	5	26
MISSISSIPPI	1	6	5	5	4	21
MONROE	1	1	2	2	0	6
MONTGOMERY	1	0	1	0	0	2
NEVADA	1	1	2	1	0	5
NEWTON	0	1	0	0	0	1
OUACHITA	1	2	1	0	2	6
PERRY	1	3	1	2	0	7
PHILLIPS	0	1	4	1	4	10
PIKE	1	3	3	1	2	10
POINSETT	1	4	3	1	2	11
POLK	0	4	1	3	4	12
POPE	5	21	18	9	4	57
PRAIRIE	0	2	1	1	2	6
PULASKI	35	189	132	66	62	484
RANDOLPH	3	9	6	3	1	22
SAINT FRANCIS	0	1	0	5	3	9
SALINE	16	83	47	32	16	194
SCOTT	1	1	0	2	0	4
SEARCY	0	2	0	2	1	5
SEBASTIAN	2	26	18	25	6	77
SEVIER	1	2	5	1	0	9
SHARP	1	1	3	3	3	11
STONE	2	2	3	1	0	8
UNION	3	11	7	6	6	33
VAN BUREN	0	2	3	0	3	8
WASHINGTON	10	57	59	22	34	182
WHITE	2	17	21	16	11	67
WOODRUFF	1	2	5	0	1	9
YELL	1	0	2	1	0	4
TOTAL	184	935	747	417	293	2,576

CERTIFIED REGISTERED NURSE ANESTHETISTS RESIDING AND LICENSED IN ARKANSAS BY COUNTY OF RESIDENCE - 2018

COUNTY	2016	2017	2018	COUNTY	2016	2017	2018
ARKANSAS	3	4	5	INDEPENDENCE	14	14	15
ASHLEY	2	3	3	JACKSON	1	2	3
BAXTER	8	10	11	JEFFERSON	8	10	10
BENTON	50	56	58	JOHNSON	3	3	2
BOONE	5	5	5	LAFAYETTE	3	2	1
BRADLEY	2	2	3	LINCOLN	1	1	1
CARROLL	5	5	5	LOGAN	1	1	2
CHICOT	2	2	2	LONOKE	11	12	11
CLARK	2	3	3	MADISON	1	0	1
CLAY	1	2	1	MILLER	2	2	2
CLEBURNE	2	2	2	MISSISSIPPI	1	1	1
CLEVELAND	1	1	2	OUACHITA	2	2	2
COLUMBIA	2	2	2	PERRY	0	2	0
CONWAY	3	3	3	POINSETT	2	2	2
CRAIGHEAD	57	56	53	POLK	2	2	2
CRAWFORD	4	4	4	POPE	4	4	4
CRITTENDEN	9	9	9	PULASKI	145	152	161
CROSS	1	1	1	RANDOLPH	2	2	2
DALLAS	1	1	1	SAINT FRANCIS	1	3	4
DREW	2	2	2	SALINE	52	53	54
FAULKNER	33	38	42	SEARCY	0	1	1
GARLAND	33	31	32	SEBASTIAN	26	24	25
GRANT	3	3	4	STONE	2	2	2
GREENE	12	8	9	UNION	9	6	6
HEMPSTEAD	1	2	2	WASHINGTON	27	29	31
HOT SPRING	2	3	2	WHITE	14	13	13
HOWARD	1	1	1	YELL	1	2	1
TOTAL							
ARKANSAS RESIDENTS					559	582	627
NONRESIDENTS					190	190	172
TOTAL					749	749	799

CERTIFIED REGISTERED NURSE ANESTHETISTS RESIDING AND LICENSED IN ARKANSAS BY EMPLOYMENT SETTING AND AGE - 2018

EMPLOYMENT	20-29	30-39	40-49	50-59	OVER 60	TOTAL
Ambulatory Care	0	11	22	15	14	62
Clinic or Office	0	3	5	0	3	11
Hospital (Acute Inpatient Care)	8	155	149	78	68	458
Military or Federal	0	1	2	5	3	11
No Entry	16	29	8	2	2	57
Not working in Nursing/Unemployed	0	1	0	0	4	5
Nursing Education Program	0	0	2	0	0	2
Other	0	1	4	4	5	14
Self-Employed/Consultant	0	0	2	2	3	7
TOTALS	24	201	194	106	102	627

CERTIFIED REGISTERED NURSE ANESTHETISTS RESIDING AND LICENSED IN ARKANSAS BY EMPLOYMENT SETTING AND GENDER - 2018

EMPLOYMENT	FEMALE	MALE	TOTAL
Ambulatory Care	28	34	62
Clinic or Office	7	4	11
Hospital (Acute Inpatient Care)	183	275	458
Military or Federal	2	9	11
No Entry	36	21	57
Not working in Nursing/Unemployed	4	1	5
Nursing Education Program	2	0	2
Other	3	11	14
Self-Employed/Consultant	3	4	7
TOTAL	268	359	627

CERTIFIED REGISTERED NURSE ANESTHETISTS RESIDING AND LICENSED IN ARKANSAS BY EMPLOYMENT SETTING AND EDUCATION LEVEL - 2018

EMPLOYMENT	CERTIFICATE	DIPLOMA	ASSOCIATE	BACHELOR	MASTER	DOCTORATE	NOT GIVEN	TOTAL
Ambulatory Care	0	3	4	10	44	1	0	62
Clinic or Office	0	0	0	3	8	0	0	11
Hospital (Acute Inpatient Care)	0	6	26	51	356	19	0	458
Military or Federal	0	1	3	2	4	1	0	11
No Entry	5	4	10	33	5	0	0	57
Not working in Nursing/Unemployed	0	1	0	2	2	0	0	5
Nursing Education Program	0	0	0	0	0	2	0	2
Other	0	1	1	5	7	0	0	14
Self-Employed/Consultant	0	1	1	1	4	0	0	7
TOTAL	5	17	45	107	430	23	0	627

CERTIFIED REGISTERED NURSE ANESTHETISTS RESIDING AND LICENSED IN ARKANSAS BY COUNTY AND EDUCATION LEVEL - 2018

COUNTY	CERTIFICATE	DIPLOMA	ASSOCIATE	BACHELOR	MASTER	DOCTORATE	TOTAL
ARKANSAS	0	0	0	0	5	0	5
ASHLEY	0	0	0	2	0	1	3
BAXTER	0	1	1	1	8	0	11
BENTON	0	3	2	7	42	4	58
BOONE	0	1	0	0	4	0	5
BRADLEY	0	0	0	2	1	0	3
CARROLL	0	0	1	3	1	0	5
CHICOT	0	0	1	0	1	0	2
CLARK	0	0	0	2	1	0	3
CLAY	0	0	0	0	1	0	1
CLEBURNE	0	0	1	0	1	0	2
CLEVELAND	0	0	0	1	1	0	2
COLUMBIA	0	0	2	0	0	0	2
CONWAY	0	1	0	0	2	0	3
CRAIGHEAD	0	1	2	7	41	2	53
CRAWFORD	0	0	0	2	2	0	4
CRITTENDEN	0	0	0	1	6	2	9
CROSS	0	0	0	0	1	0	1
DALLAS	0	0	0	0	1	0	1
DREW	0	0	0	1	1	0	2
FAULKNER	0	0	3	11	28	0	42
GARLAND	0	0	2	6	23	1	32
GRANT	1	0	0	0	3	0	4
GREENE	0	0	0	1	6	2	9
HEMPSTEAD	0	0	0	0	2	0	2
HOT SPRING	0	0	0	1	1	0	2
HOWARD	0	0	0	1	0	0	1
INDEPENDENCE	0	0	0	2	13	0	15
JACKSON	0	0	0	1	2	0	3
JEFFERSON	0	0	0	0	10	0	10
JOHNSON	0	0	1	0	1	0	2
LAFAYETTE	0	0	0	0	1	0	1
LINCOLN	0	0	0	0	0	1	1
LOGAN	0	0	0	2	0	0	2
LONOKE	0	0	1	0	10	0	11
MADISON	0	0	0	0	0	1	1
MILLER	0	0	0	0	2	0	2
MISSISSIPPI	0	0	0	1	0	0	1
MONTGOMERY	0	0	0	1	0	0	1
OUACHITA	0	0	1	0	1	0	2
POINSETT	0	0	0	0	2	0	2
POLK	0	0	0	0	2	0	2
POPE	0	0	0	1	3	0	4
PULASKI	3	6	14	35	99	4	161
RANDOLPH	0	0	0	1	1	0	2

continued

CERTIFIED REGISTERED NURSE ANESTHETISTS RESIDING AND LICENSED IN ARKANSAS BY COUNTY AND EDUCATION LEVEL - 2018

COUNTY	CERTIFICATE	DIPLOMA	ASSOCIATE	BACHELOR	MASTER	DOCTORATE	TOTAL
SAINT FRANCIS	0	0	0	0	4	0	4
SALINE	0	2	5	1	46	0	54
SEARCY	0	0	0	1	0	0	1
SEBASTIAN	0	0	3	1	20	1	25
STONE	0	0	1	0	1	0	2
UNION	0	0	0	3	3	0	6
WASHINGTON	0	0	3	5	20	3	31
WHITE	1	0	0	3	8	1	13
YELL	0	0	1	0	0	0	1
TOTAL	5	15	45	107	432	23	627

CERTIFIED REGISTERED NURSE ANESTHETISTS RESIDING AND LICENSED IN ARKANSAS BY COUNTY AND AGE - 2018

COUNTY	20-29	30-39	40-49	50-59	OVER 60	TOTAL
ARKANSAS	0	2	3	0	0	5
ASHLEY	1	0	0	1	1	3
BAXTER	0	2	3	4	2	11
BENTON	1	16	20	12	9	58
BOONE	0	0	1	3	1	5
BRADLEY	0	2	0	1	0	3
CARROLL	0	0	0	1	4	5
CHICOT	0	0	0	1	1	2
CLARK	1	0	1	0	1	3
CLAY	0	0	0	1	0	1
CLEBURNE	0	0	1	0	1	2
CLEVELAND	0	0	1	0	1	2
COLUMBIA	0	0	0	0	2	2
CONWAY	0	0	1	1	1	3
CRAIGHEAD	2	15	20	7	9	53
CRAWFORD	0	1	0	1	2	4
CRITTENDEN	0	3	5	1	0	9
CROSS	0	1	0	0	0	1
DALLAS	0	0	1	0	0	1
DREW	0	1	0	0	1	2
FAULKNER	3	14	11	11	3	42
GARLAND	0	11	9	6	6	32
GRANT	0	0	3	1	0	4
GREENE	0	4	2	3	0	9
HEMPSTEAD	0	1	0	1	0	2
HOT SPRING	1	0	0	1	0	2
HOWARD	0	0	0	0	1	1

COUNTY	20-29	30-39	40-49	50-59	OVER 60	TOTAL
INDEPENDENCE	0	3	9	0	3	15
JACKSON	0	2	1	0	0	3
JEFFERSON	0	3	4	3	0	10
JOHNSON	0	1	0	0	1	2
LAFAYETTE	0	0	1	0	0	1
LINCOLN	0	1	0	0	0	1
LOGAN	0	1	0	0	1	2
LONOKE	1	3	3	2	2	11
MADISON	0	1	0	0	0	1
MILLER	0	0	2	0	0	2
MISSISSIPPI	0	0	0	0	1	1
MONTGOMERY	0	0	0	0	1	1
OUACHITA	0	0	1	0	1	2
POINSETT	0	0	0	1	1	2
POLK	0	0	1	0	1	2
POPE	0	2	1	0	1	4
PULASKI	8	60	39	25	29	161
RANDOLPH	0	1	0	0	1	2
SAINT FRANCIS	0	1	1	2	0	4
SALINE	2	22	21	3	6	54
SEARCY	1	0	0	0	0	1
SEBASTIAN	1	9	12	2	1	25
STONE	0	0	0	1	1	2
UNION	0	3	1	2	0	6
WASHINGTON	1	14	8	5	3	31
WHITE	1	3	6	3	0	13
YELL	0	0	0	0	1	1
TOTAL	24	203	193	106	101	627

CLINICAL NURSE SPECIALISTS RESIDING AND LICENSED IN ARKANSAS BY COUNTY OF RESIDENCE - 2018

COUNTY	2016	2017	2018	COUNTY	2016	2017	2018
ARKANSAS	0	0	1	LOGAN	1	1	1
BAXTER	3	3	3	LONOKE	2	2	3
BENTON	7	9	9	MADISON	1	1	1
BOONE	1	1	1	MARION	1	1	1
CARROLL	2	2	1	MONTGOMERY	1	1	0
CLARK	1	1	1	MISSISSIPPI	0	0	1
CLEBURNE	2	2	2	PIKE	1	1	1
CRAIGHEAD	25	27	28	POINSETT	0	1	2
CRAWFORD	1	1	1	POPE	0	1	1
CROSS	1	1	0	PULASKI	36	37	32
FAULKNER	6	5	7	RANDOLPH	2	2	2
FRANKLIN	1	1	1	SALINE	4	5	5
FULTON	1	1	1	SEBASTIAN	5	3	3
GARLAND	4	4	2	SHARP	1	1	0
GRANT	1	1	1	STONE	0	1	1
GREENE	3	3	3	UNION	1	1	1
INDEPENDENCE	3	2	2	WASHINGTON	22	21	20
JACKSON	1	1	1	WHITE	4	6	5
JEFFERSON	1	1	1	WOODRUFF	0	1	1
TOTAL							
ARKANSAS RESIDENTS					138	146	147
NONRESIDENTS					10	12	17
TOTAL LICENSED					148	158	164

CLINICAL NURSE SPECIALISTS RESIDING AND LICENSED IN ARKANSAS BY EMPLOYMENT SETTING AND AGE - 2018

EMPLOYMENT	20-29	30-39	40-49	50-59	OVER 60	TOTAL
Ambulatory Care	0	1	3	4	1	9
Camp	0	0	1	0	0	1
Clinic or Office	0	11	15	10	13	49
Home Health Setting	0	0	0	2	2	4
Hospital (Acute Inpatient Care)	0	14	7	16	5	42
Military or Federal	0	0	1	1	4	6
No Entry	0	3	1	3	2	9
Not working in Nursing/Unemployed	0	1	0	0	4	5
Nursing Education Program	0	0	1	5	3	9
Nursing Home Extended Care Facility	0	1	1	0	1	3
Other	0	0	1	2	4	7
Public/Community Health Service	0	0	1	0	0	1
Self-Employed/Consultant	0	0	0	1	1	2
TOTAL	0	31	32	44	40	147

CLINICAL NURSE SPECIALISTS RESIDING AND LICENSED IN ARKANSAS BY EMPLOYMENT SETTING AND GENDER - 2018

EMPLOYMENT	FEMALE	MALE	TOTAL
Ambulatory Care	9	0	9
Camp	1	0	1
Clinic or Office	48	1	49
Home Health Setting	4	0	4
Hospital (Acute Inpatient Care)	39	3	42
Military or Federal	5	1	6
No Entry	8	1	9
Not working in Nursing/Unemployed	4	1	5
Nursing Education Program	9	0	9
Nursing Home Extended Care Facility	3	0	3
Other	6	1	7
Public/Community Health Service	1	0	1
Self-Employed/Consultant	2	0	2
TOTAL	139	8	147

CLINICAL NURSE SPECIALISTS RESIDING AND LICENSED IN ARKANSAS BY EMPLOYMENT SETTING AND EDUCATION LEVEL - 2018

EMPLOYMENT	CERTIFICATE	DIPLOMA	ASSOCIATE	BACHELOR	MASTER	DOCTORATE	TOTAL
Ambulatory Care	0	0	0	0	6	3	9
Camp	0	0	0	0	1	0	1
Clinic or Office	0	0	0	0	44	5	49
Home Health Setting	0	0	0	0	4	0	4
Hospital (Acute Inpatient Care)	0	0	0	0	38	4	42
Military or Federal	0	0	0	0	5	1	6
No Entry	1	0	4	3	1	0	9
Not working in Nursing/Unemployed	0	0	0	0	5	0	5
Nursing Education Program	0	0	0	0	3	6	9
Nursing Home Extended Care Facility	0	0	0	0	3	0	3
Other	0	0	0	0	4	3	7
Public/Community Health Service	0	0	0	0	0	1	1
Self-Employed/Consultant	0	0	0	0	2	0	2
TOTAL	1	0	4	3	116	23	147

CLINICAL NURSE SPECIALISTS RESIDING AND LICENSED IN ARKANSAS BY COUNTY AND EDUCATION LEVEL - 2018

COUNTY	CERTIFICATE	DIPLOMA	ASSOCIATE	BACHELOR	MASTER	DOCTORATE	TOTAL
ARKANSAS	0	0	0	0	0	1	1
BAXTER	0	0	0	0	3	0	3
BENTON	0	0	0	0	8	1	9
BOONE	0	0	0	0	1	0	1
CARROLL	0	0	1	0	0	0	1
CLARK	0	0	0	0	1	0	1
CLEBURNE	0	0	0	0	2	0	2
CRAIGHEAD	1	0	1	1	20	5	28
CRAWFORD	0	0	0	0	1	0	1
FAULKNER	0	0	0	0	6	1	7
FRANKLIN	0	0	0	0	1	0	1
FULTON	0	0	0	0	1	0	1
GARLAND	0	0	0	0	2	0	2
GRANT	0	0	0	0	0	1	1
GREENE	0	0	0	1	2	0	3
INDEPENDENCE	0	0	0	0	2	0	2
JACKSON	0	0	0	0	1	0	1
JEFFERSON	0	0	0	0	0	1	1
LOGAN	0	0	0	0	1	0	1
LONOKE	0	0	0	0	1	2	3
MADISON	0	0	0	0	1	0	1
MARION	0	0	0	0	1	0	1
MISSISSIPPI	0	0	0	0	1	0	1
PIKE	0	0	0	0	1	0	1
POINSETT	0	0	1	0	1	0	2
POPE	0	0	0	0	1	0	1
PULASKI	0	0	0	1	27	4	37
RANDOLPH	0	0	0	0	2	0	2
SALINE	0	0	0	0	4	1	5
SEBASTIAN	0	0	0	0	2	1	3
STONE	0	0	0	0	1	0	1
UNION	0	0	0	0	0	1	1
WASHINGTON	0	0	1	0	16	3	20
WHITE	0	0	0	0	5	0	5
WOODRUFF	0	0	0	0	0	1	1
TOTAL	1	0	4	3	116	23	147

CLINICAL NURSE SPECIALISTS RESIDING AND LICENSED IN ARKANSAS BY COUNTY AND AGE - 2018

COUNTY	20-29	30-39	40-49	50-59	OVER 60	TOTAL
ARKANSAS	0	0	0	1	0	1
BAXTER	0	0	1	2	0	3
BENTON	0	2	2	2	3	9
BOONE	0	1	0	0	0	1
CARROLL	0	0	0	0	1	1
CLARK	0	0	0	0	1	1
CLEBURNE	0	0	0	2	0	2
CRAIGHEAD	0	7	10	9	2	28
CRAWFORD	0	0	0	1	0	1
FAULKNER	0	1	0	3	3	7
FRANKLIN	0	0	0	1	0	1
FULTON	0	0	1	0	0	1
GARLAND	0	0	0	1	1	2
GRANT	0	0	1	0	0	1
GREENE	0	2	0	1	0	3
INDEPENDENCE	0	1	1	0	0	2
JACKSON	0	0	1	0	0	1
JEFFERSON	0	1	0	0	0	1
LOGAN	0	0	0	0	1	1
LONOKE	0	0	1	1	1	3
MADISON	0	0	0	1	0	1
MARION	0	0	1	0	0	1
MISSISSIPPI	0	0	0	0	1	1
PIKE	0	0	0	1	0	1
POINSETT	0	1	1	0	0	2
POPE	0	0	0	1	0	1
PULASKI	0	3	5	10	14	37
RANDOLPH	0	0	0	2	0	2
SALINE	0	1	1	1	2	5
SEBASTIAN	0	0	1	0	2	3
STONE	0	1	0	0	0	1
UNION	0	0	0	1	0	1
WASHINGTON	0	9	3	1	7	20
WHITE	0	1	1	2	1	5
WOODRUFF	0	0	1	0	0	1
TOTAL	0	31	32	44	40	147

LICENSED PRACTICAL NURSES RESIDING AND LICENSED IN ARKANSAS BY COUNTY OF RESIDENCE - 2018

COUNTY	2016	2017	2018	COUNTY	2016	2017	2018
ARKANSAS	98	136	140	LEE	31	33	33
ASHLEY	167	174	170	LINCOLN	79	79	74
BAXTER	257	253	248	LITTLE RIVER	100	100	100
BENTON	574	594	621	LOGAN	172	169	167
BOONE	163	163	169	LONOKE	323	333	340
BRADLEY	115	112	114	MADISON	64	55	57
CALHOUN	55	53	51	MARION	76	73	69
CARROLL	63	58	62	MILLER	277	279	274
CHICOT	54	54	50	MISSISSIPPI	185	189	198
CLARK	115	107	109	MONROE	26	22	22
CLAY	112	112	110	MONTGOMERY	58	64	63
CLEBURNE	132	129	117	NEVADA	82	75	69
CLEVELAND	65	66	67	NEWTON	35	32	32
COLUMBIA	117	114	116	OUACHITA	198	188	192
CONWAY	139	138	128	PERRY	79	78	77
CRAIGHEAD	605	618	621	PHILLIPS	57	62	57
CRAWFORD	337	340	332	PIKE	84	85	84
CRITTENDEN	202	191	196	POINSETT	146	140	143
CROSS	112	101	99	POLK	170	167	164
DALLAS	73	66	65	POPE	238	234	237
DESHA	76	68	74	PRAIRIE	39	38	39
DREW	127	127	125	PULASKI	1,552	1,494	1412
FAULKNER	598	593	587	RANDOLPH	143	140	144
FRANKLIN	145	150	151	SAINT FRANCIS	95	93	83
FULTON	117	127	127	SALINE	569	544	558
GARLAND	541	540	537	SCOTT	71	77	77
GRANT	128	127	115	SEARCY	49	53	55
GREENE	298	283	274	SEBASTIAN	501	513	504
HEMPSTEAD	151	151	162	SEVIER	140	135	139
HOT SPRING	251	247	256	SHARP	158	158	155
HOWARD	126	121	111	STONE	100	103	106
INDEPENDENCE	290	276	274	UNION	361	373	374
IZARD	164	153	154	VAN BUREN	110	115	104
JACKSON	115	103	112	WASHINGTON	611	625	634
JEFFERSON	409	383	368	WHITE	421	438	415
JOHNSON	107	95	100	WOODRUFF	46	43	37
LAFAYETTE	60	59	64	YELL	101	95	89
LAWRENCE	136	137	129				
TOTAL							
ARKANSAS RESIDENTS					14,937	14,941	14,682
NONRESIDENTS					573	616	645
TOTAL LICENSED					15,510	15,557	15,327

LICENSED PRACTICAL NURSES RESIDING AND LICENSED IN ARKANSAS BY EMPLOYMENT SETTING AND AGE - 2018

EMPLOYMENT	20-29	30-39	40-49	50-59	OVER 60	TOTAL
Ambulatory Care	14	29	30	44	37	154
Camp	1	1	2	1	0	5
Clinic or Office	563	961	846	658	408	3436
Community Based Group Home	5	12	16	16	23	72
Drug/Alcohol Treatment Facility	3	5	7	6	7	28
Home Health Setting	68	201	206	139	142	756
Hospital (Acute Inpatient Care)	229	310	306	291	245	1381
Managed Care	9	11	21	31	11	83
Military or Federal	3	11	17	20	11	62
No Entry	842	408	215	105	60	1630
Not Working in Nursing / Unemployed	110	281	291	289	422	1393
Nursing Education Program	2	8	6	8	2	26
Nursing Home Extended Care Facility	602	1094	1095	794	503	4088
Occupational Health	3	12	23	33	24	95
Other	70	173	184	198	213	838
Public/Community Health Service	19	45	58	55	40	217
Regulatory	0	1	2	1	2	6
School/Student Health Service	15	100	88	95	80	378
Self-Employed/Consultant	0	3	5	8	18	34
TOTAL	2,558	3,666	3,418	2,792	2,248	14,682

LICENSED PRACTICAL NURSES RESIDING AND LICENSED IN ARKANSAS BY EMPLOYMENT SETTING AND GENDER - 2018

EMPLOYMENT	FEMALE	MALE	TOTAL
Ambulatory Care	141	13	154
Camp	5	0	5
Clinic or Office	3313	123	3436
Community Based Group Home	69	3	72
Drug/Alcohol Treatment Facility	23	5	28
Home Health Setting	710	46	756
Hospital (Acute Inpatient Care)	1174	207	1381
Managed Care	77	6	83
Military or Federal	45	17	62
No Entry	1481	149	1630
Not Working in Nursing / Unemployed	1306	87	1393
Nursing Education Program	23	3	26
Nursing Home Extended Care Facility	3757	331	4088
Occupational Health	87	8	95
Other	768	70	838
Public/Community Health Service	202	15	217
Regulatory	5	1	6
School/Student Health Service	367	11	378
Self-Employed/Consultant	30	4	34
TOTAL	13,583	1,099	14,682

LICENSED PRACTICAL NURSES RESIDING AND LICENSED IN ARKANSAS BY EMPLOYMENT SETTING AND EDUCATION LEVEL - 2018

EMPLOYMENT	CERTIFICATE	DIPLOMA	ASSOCIATE	BACHELOR	MASTER	DOCTORATE	TOTAL
Ambulatory Care	154	0	0	0	0	0	154
Camp	5	0	0	0	0	0	5
Clinic or Office	3436	0	0	0	0	0	3436
Community Based Group Home	72	0	0	0	0	0	72
Drug/Alcohol Treatment Facility	28	0	0	0	0	0	28
Home Health Setting	756	0	0	0	0	0	756
Hospital (Acute Inpatient Care)	1381	0	0	0	0	0	1381
Managed Care	83	0	0	0	0	0	83
Military or Federal	62	0	0	0	0	0	62
No Entry	1630	0	0	0	0	0	1630
Not Working in Nursing / Unemployed	1393	0	0	0	0	0	1393
Nursing Education Program	26	0	0	0	0	0	26
Nursing Home Extended Care Facility	4088	0	0	0	0	0	4088
Occupational Health	95	0	0	0	0	0	95
Other	838	0	0	0	0	0	838
Public/Community Health Service	217	0	0	0	0	0	217
Regulatory	6	0	0	0	0	0	6
School/Student Health Service	378	0	0	0	0	0	378
Self-Employed/Consultant	34	0	0	0	0	0	34
TOTAL	14,682	0	0	0	0	0	14,682

LICENSED PRACTICAL NURSES RESIDING AND LICENSED IN ARKANSAS BY COUNTY AND EDUCATION LEVEL - 2018

COUNTY	CERTIFICATE	DIPLOMA	ASSOCIATE	BACHELOR	MASTER	DOCTORATE	TOTAL
ARKANSAS	138	0	2	0	0	0	140
ASHLEY	169	0	0	1	0	0	170
BAXTER	243	1	4	0	0	0	248
BENTON	612	0	4	5	0	0	621
BOONE	166	0	3	0	0	0	169
BRADLEY	111	2	1	0	0	0	114
CALHOUN	51	0	0	0	0	0	51
CARROLL	62	0	0	0	0	0	62
CHICOT	50	0	0	0	0	0	50
CLARK	107	0	2	0	0	0	109
CLAY	108	0	2	0	0	0	110
CLEBURNE	113	1	2	1	0	0	117
CLEVELAND	63	1	2	1	0	0	67
COLUMBIA	110	1	5	0	0	0	116
CONWAY	125	0	2	1	0	0	128
CRAIGHEAD	602	2	11	5	1	0	621
CRAWFORD	328	1	3	0	0	0	332
CRITTENDEN	190	0	6	0	0	0	196
CROSS	95	0	4	0	0	0	99
DALLAS	64	0	1	0	0	0	65

continued

LICENSED PRACTICAL NURSES RESIDING AND LICENSED IN ARKANSAS BY COUNTY AND EDUCATION LEVEL - 2018

COUNTY	CERTIFICATE	DIPLOMA	ASSOCIATE	BACHELOR	MASTER	DOCTORATE	TOTAL
DESHA	73	0	1	0	0	0	74
DREW	122	1	1	1	0	0	125
FAULKNER	567	8	8	4	0	0	587
FRANKLIN	147	0	4	0	0	0	151
FULTON	125	0	2	0	0	0	127
GARLAND	520	1	12	4	0	0	537
GRANT	107	1	5	1	1	0	115
GREENE	258	1	11	4	0	0	274
HEMPSTEAD	159	0	2	1	0	0	162
HOT SPRING	250	0	6	0	0	0	256
HOWARD	110	0	1	0	0	0	111
INDEPENDENCE	271	0	2	1	0	0	274
IZARD	147	0	5	0	2	0	154
JACKSON	110	0	2	0	0	0	112
JEFFERSON	341	2	20	4	1	0	368
JOHNSON	99	0	1	0	0	0	100
LAFAYETTE	63	0	0	1	0	0	64
LAWRENCE	126	0	3	0	0	0	129
LEE	31	0	1	1	0	0	33
LINCOLN	69	2	3	0	0	0	74
LITTLE RIVER	97	0	2	1	0	0	100
LOGAN	164	1	0	1	1	0	167
LONOKE	330	5	4	1	0	0	340
MADISON	57	0	0	0	0	0	57
MARION	68	0	1	0	0	0	69
MILLER	272	0	2	0	0	0	274
MISSISSIPPI	193	0	4	1	0	0	198
MONROE	21	0	1	0	0	0	22
MONTGOMERY	62	0	0	1	0	0	63
NEVADA	68	0	1	0	0	0	69
NEWTON	32	0	0	0	0	0	32
OUACHITA	188	3	1	0	0	0	192
PERRY	75	1	1	0	0	0	77
PHILLIPS	56	0	1	0	0	0	57
PIKE	82	0	1	1	0	0	84
POINSETT	140	0	1	2	0	0	143
POLK	161	0	2	1	0	0	164
POPE	230	2	4	1	0	0	237
PRAIRIE	37	0	2	0	0	0	39
PULASKI	1345	26	29	11	1	0	1412
RANDOLPH	140	1	3	0	0	0	144
SAINT FRANCIS	82	0	1	0	0	0	83
SALINE	536	9	11	2	0	0	558
SCOTT	77	0	0	0	0	0	77
SEARCY	54	1	0	0	0	0	55

continued

LICENSED PRACTICAL NURSES RESIDING AND LICENSED IN ARKANSAS BY COUNTY AND EDUCATION LEVEL - 2018

COUNTY	CERTIFICATE	DIPLOMA	ASSOCIATE	BACHELOR	MASTER	DOCTORATE	TOTAL
SEBASTIAN	493	0	7	3	1	0	504
SEVIER	138	0	1	0	0	0	139
SHARP	151	0	3	1	0	0	155
STONE	105	0	1	0	0	0	106
UNION	366	1	5	2	0	0	374
VAN BUREN	102	0	1	1	0	0	104
WASHINGTON	626	1	4	3	0	0	634
WHITE	404	1	7	3	0	0	415
WOODRUFF	36	0	0	1	0	0	37
YELL	87	1	1	0	0	0	89
TOTAL	14,277	78	246	73	8	0	14,682

LICENSED PRACTICAL NURSES RESIDING AND LICENSED IN ARKANSAS BY COUNTY AND AGE - 2018

COUNTY	20-29	30-39	40-49	50-59	OVER 60	TOTAL
ARKANSAS	18	27	37	30	28	140
ASHLEY	35	41	41	37	16	170
BAXTER	26	69	60	58	35	248
BENTON	79	158	157	120	107	621
BOONE	28	45	32	32	32	169
BRADLEY	16	34	34	16	14	114
CALHOUN	15	12	8	4	12	51
CARROLL	9	4	18	14	17	62
CHICOT	4	10	11	13	12	50
CLARK	19	22	25	23	20	109
CLAY	22	24	23	24	17	110
CLEBURNE	17	26	22	32	20	117
CLEVELAND	7	16	22	14	8	67
COLUMBIA	23	30	29	21	13	116
CONWAY	14	26	28	39	21	128
CRAIGHEAD	142	144	152	107	76	621
CRAWFORD	27	96	94	64	51	332
CRITTENDEN	29	50	39	45	33	196
CROSS	15	34	21	18	11	99
DALLAS	8	14	20	12	11	65
DESHA	18	18	15	12	11	74
DREW	20	41	35	19	10	125
FAULKNER	119	168	125	92	83	587
FRANKLIN	23	44	40	22	22	151
FULTON	32	33	27	16	19	127
GARLAND	89	119	127	108	94	537
GRANT	22	24	28	29	12	115
GREENE	61	58	81	45	29	274
HEMPSTEAD	35	56	36	23	12	162
HOT SPRING	50	60	72	47	27	256

continued

LICENSED PRACTICAL NURSES RESIDING AND LICENSED IN ARKANSAS BY COUNTY AND AGE - 2018

COUNTY	20-29	30-39	40-49	50-59	OVER 60	TOTAL
HOWARD	18	36	29	22	6	111
INDEPENDENCE	55	77	62	48	32	274
IZARD	36	34	37	29	18	154
JACKSON	22	25	28	17	20	112
JEFFERSON	30	72	88	89	89	368
JOHNSON	12	19	19	31	19	100
LAFAYETTE	18	12	16	15	3	64
LAWRENCE	24	26	31	26	22	129
LEE	2	7	12	5	7	33
LINCOLN	6	21	21	16	10	74
LITTLE RIVER	28	25	21	14	12	100
LOGAN	24	33	42	41	27	167
LONOKE	56	98	72	61	53	340
MADISON	2	16	12	11	16	57
MARION	6	10	19	23	11	69
MILLER	39	77	58	66	34	274
MISSISSIPPI	39	74	39	30	16	198
MONROE	3	2	5	7	5	22
MONTGOMERY	13	11	13	13	13	63
NEVADA	10	19	20	11	9	69
NEWTON	4	8	7	8	5	32
OUACHITA	33	53	44	34	28	192
PERRY	15	22	15	8	17	77
PHILLIPS	12	13	8	13	11	57
PIKE	15	19	19	16	15	84
POINSETT	31	27	40	30	15	143
POLK	32	42	37	28	25	164
POPE	46	47	41	52	51	237
PRAIRIE	6	14	8	9	2	39
PULASKI	207	363	297	269	276	1412
RANDOLPH	58	32	26	20	8	144
SAINT FRANCIS	15	14	21	18	15	83
SALINE	86	160	117	99	96	558
SCOTT	14	25	18	8	12	77
SEARCY	13	11	11	12	8	55
SEBASTIAN	52	123	127	107	95	504
SEVIER	51	23	30	18	17	139
SHARP	32	42	36	24	21	155
STONE	35	23	25	13	10	106
UNION	86	95	96	53	44	374
VAN BUREN	13	26	28	26	11	104
WASHINGTON	102	162	150	122	98	634
WHITE	97	103	84	72	59	415
WOODRUFF	2	11	15	5	4	37
YELL	18	13	18	22	18	89
TOTAL	2,540	3,668	3,421	2,797	2,256	14,682

LICENSED PSYCHIATRIC TECHNICIAN NURSES RESIDING AND LICENSED IN ARKANSAS BY COUNTY OF RESIDENCE - 2018

COUNTY	2016	2017	2018	COUNTY	2016	2017	2018
ARKANSAS	0	1	1	LONOKE	1	1	1
BENTON	3	2	2	MADISON	1	1	0
CRAWFORD	1	1	1	POPE	2	2	2
CRITTENDEN	1	1	0	PULASKI	31	29	28
DREW	1	0	0	SALINE	27	25	20
FAULKNER	3	3	3	SEBASTIAN	2	2	2
GARLAND	4	3	3	SHARP	1	0	0
GRANT	1	1	1	VAN BUREN	1	1	1
HOT SPRING	7	6	5	WASHINGTON	2	2	2
LITTLE RIVER	0	1	1	WHITE	1	1	1
TOTAL							
ARKANSAS RESIDENTS					96	90	74
NONRESIDENTS					3	2	6
TOTAL LICENSED					99	92	80

LICENSED PSYCHIATRIC TECHNICIAN NURSES RESIDING AND LICENSED IN ARKANSAS BY EMPLOYMENT SETTING AND AGE - 2018

EMPLOYMENT	20-29	30-39	40-49	50-59	OVER 60	TOTAL
Ambulatory Care	0	0	0	1	0	1
Clinic or Office	0	0	2	2	1	5
Community Based Group Home	0	0	0	1	2	3
Home Health Setting	0	0	0	1	1	2
Hospital (Acute Inpatient Care)	0	0	0	5	5	10
No Entry	0	0	1	1	3	5
Not working in Nursing/Unemployed	0	0	0	4	9	13
Nursing Home Extended Care Facility	0	0	0	10	5	15
Other	0	0	0	5	10	15
Public/Community Health Service	0	0	0	1	1	2
School/Student Health Service	0	0	0	2	0	2
Self-Employed/Consultant	0	0	0	1	0	1
TOTAL	0	0	3	34	37	74

LICENSED PSYCHIATRIC TECHNICIAN NURSES RESIDING AND LICENSED IN ARKANSAS BY EMPLOYMENT SETTING AND GENDER - 2018

EMPLOYMENT	FEMALE	MALE	TOTAL
Ambulatory Care	1	0	1
Clinic or Office	5	0	5
Community Based Group Home	3	0	3
Home Health Setting	1	1	2
Hospital (Acute Inpatient Care)	9	1	10
No Entry	5	0	5
Not working in Nursing/Unemployed	11	2	13
Nursing Home Extended Care Facility	14	1	15
Other	13	2	15
Public/Community Health Service	2	0	2
School/Student Health Service	2	0	2
Self-Employed/Consultant	0	1	1
TOTAL	66	8	74

LICENSED PSYCHIATRIC TECHNICIAN NURSES RESIDING AND LICENSED IN ARKANSAS BY EMPLOYMENT SETTING AND EDUCATION LEVEL - 2018

EMPLOYMENT	CERTIFICATE	DIPLOMA	ASSOCIATE	BACHELOR	TOTAL
Ambulatory Care	1	0	0	0	1
Clinic or Office	5	0	0	0	5
Community Based Group Home	3	0	0	0	3
Home Health Setting	2	0	0	0	2
Hospital (Acute Inpatient Care)	9	0	0	1	10
No Entry	5	0	0	0	5
Not working in Nursing/Unemployed	12	0	1	0	13
Nursing Home Extended Care Facility	15	0	0	0	15
Other	14	0	1	0	15
Public/Community Health Service	1	1	0	0	2
School/Student Health Service	2	0	0	0	2
Self-Employed/Consultant	1	0	0	0	1
TOTAL	70	1	2	1	74

LICENSED PSYCHIATRIC TECHNICIAN NURSES RESIDING AND LICENSED IN ARKANSAS BY COUNTY AND EDUCATION LEVEL - 2018

COUNTY	CERTIFICATE	DIPLOMA	ASSOCIATE	BACHELOR	TOTAL
ARKANSAS	1	0	0	0	1
BENTON	2	0	0	0	2
CRAWFORD	1	0	0	0	1
FAULKNER	3	0	0	0	3
GARLAND	3	0	0	0	3
GRANT	1	0	0	0	1
HOT SPRING	4	0	1	0	5
LITTLE RIVER	1	0	0	0	1
LONOKE	1	0	0	0	1
POPE	1	0	1	0	2

COUNTY	CERTIFICATE	DIPLOMA	ASSOCIATE	BACHELOR	TOTAL
PULASKI	27	1	0	0	28
SALINE	19	0	0	1	20
SEBASTIAN	2	0	0	0	2
VAN BUREN	1	0	0	0	1
WASHINGTON	2	0	0	0	2
WHITE	1	0	0	0	1
TOTAL	70	1	2	1	74

LICENSED PSYCHIATRIC TECHNICIAN NURSES RESIDING AND LICENSED IN ARKANSAS BY COUNTY AND AGE - 2018

COUNTY	30-39	40-49	50-59	OVER 60	TOTAL
ARKANSAS	0	0	0	1	1
BENTON	0	0	2	0	2
CRAWFORD	0	0	0	1	1
FAULKNER	0	1	0	2	3
GARLAND	0	0	2	1	3
GRANT	0	0	1	0	1
HOT SPRING	0	0	3	2	5
LITTLE RIVER	0	0	0	1	1
LONOKE	0	0	0	1	1
POPE	0	0	0	2	2
PULASKI	0	2	15	11	28
SALINE	0	0	8	12	20
SEBASTIAN	0	0	1	1	2
VAN BUREN	0	0	0	1	1
WASHINGTON	0	0	1	1	2
WHITE	0	0	1	0	1
TOTAL	0	3	34	37	74

MEDICATION ASSISTANT CERTIFICATE HOLDERS RESIDING AND LICENSED IN ARKANSAS BY COUNTY OF RESIDENCE - 2018

COUNTY	2017	2018	COUNTY	2017	2018
ARKANSAS	2	2	MADISON	1	1
BAXTER	1	0	MILLER	1	1
BOONE	3	4	PHILLIPS	0	1
CLARK	3	2	SEARCY	0	1
FAULKNER	0	2	VAN BUREN	4	6
GARLAND	5	5	WASHINGTON	2	2
HOT SPRING	1	1	TOTAL	23	28

MEDICATION ASSISTANT CERTIFICATE HOLDERS RESIDING AND LICENSED IN ARKANSAS BY COUNTY AND EDUCATION LEVEL - 2018

COUNTY	CERTIFICATE
ARKANSAS	2
BOONE	4
CLARK	2
FAULKNER	2
GARLAND	5
HOT SPRING	1
MADISON	1
MILLER	1
PHILLIPS	1
SEARCY	1
VAN BUREN	6
WASHINGTON	2
TOTAL	28

MEDICATION ASSISTANT CERTIFICATE HOLDERS RESIDING AND LICENSED IN ARKANSAS BY COUNTY AND AGE- 2018

COUNTY	20-29	30-39	40-49	50-59	OVER 60	TOTAL
ARKANSAS	0	1	1	0	0	2
BOONE	0	3	0	1	0	4
CLARK	0	0	0	2	0	2
FAULKNER	0	2	0	0	0	2
GARLAND	0	3	1	1	0	5
HOT SPRING	0	0	1	0	0	1
MADISON	0	0	1	0	0	1
MILLER	0	0	0	0	1	1
PHILLIPS	0	1	0	0	0	1
SEARCY	0	1	0	0	0	1
VAN BUREN	1	3	1	1	0	6
WASHINGTON	0	0	2	0	0	2
TOTAL	1	14	7	5	1	28

REGISTERED NURSES RESIDING AND LICENSED IN ARKANSAS BY COUNTY OF RESIDENCE - 2018

COUNTY	2016	2017	2018	COUNTY	2016	2017	2018
ARKANSAS	196	289	357	LEE	70	73	79
ASHLEY	199	204	210	LINCOLN	147	149	165
BAXTER	624	638	652	LITTLE RIVER	138	147	140
BENTON	2,268	2,429	2534	LOGAN	200	201	202
BOONE	399	407	416	LONOKE	1,096	1,156	1184
BRADLEY	113	117	121	MADISON	127	125	129
CALHOUN	37	37	37	MARION	176	181	195
CARROLL	185	191	190	MILLER	520	541	551
CHICOT	96	96	92	MISSISSIPPI	320	332	338
CLARK	188	201	206	MONROE	65	65	65
CLAY	124	130	133	MONTGOMERY	115	117	123
CLEBURNE	264	272	279	NEVADA	73	77	81
CLEVELAND	142	143	154	NEWTON	62	64	66
COLUMBIA	260	264	263	OUACHITA	211	196	203
CONWAY	210	219	222	PERRY	119	135	133
CRAIGHEAD	1,576	1,671	1706	PHILLIPS	194	185	186
CRAWFORD	567	569	585	PIKE	120	123	127
CRITTENDEN	566	553	561	POINSETT	196	197	203
CROSS	268	265	267	POLK	171	169	178
DALLAS	48	53	63	POPE	565	585	639
DESHA	95	101	104	PRAIRIE	71	76	82
DREW	191	188	189	PULASKI	6,655	6,674	6736
FAULKNER	1,839	1,942	2014	RANDOLPH	232	252	265
FRANKLIN	158	163	173	SAINT FRANCIS	196	202	190
FULTON	178	178	180	SALINE	2,477	2,614	2706
GARLAND	1,511	1,576	1583	SCOTT	84	85	92
GRANT	295	312	332	SEARCY	86	88	85
GREENE	575	603	624	SEBASTIAN	1,417	1,458	1473
HEMPSTEAD	187	190	196	SEVIER	131	138	141
HOT SPRING	409	414	429	SHARP	206	204	211
HOWARD	122	125	123	STONE	140	151	166
INDEPENDENCE	504	523	556	UNION	458	463	461
IZARD	232	235	241	VAN BUREN	135	135	139
JACKSON	146	145	147	WASHINGTON	2,320	2,471	2567
JEFFERSON	860	871	877	WHITE	949	975	1020
JOHNSON	131	140	137	WOODRUFF	58	61	61
LAFAYETTE	53	53	55	YELL	145	153	162
LAWRENCE	157	158	160				
TOTAL							
ARKANSAS RESIDENTS					35,370	36,418	38,712
NONRESIDENTS					2,964	3,230	3,665
TOTAL LICENSED					38,334	39,648	42,377

REGISTERED NURSES RESIDING AND LICENSED IN ARKANSAS BY EMPLOYMENT SETTING AND AGE - 2018

EMPLOYMENT SETTING	20-29	30-39	40-49	50-59	OVER 60	TOTAL
Ambulatory Care	71	313	370	429	284	1467
Camp	1	0	3	5	8	17
Clinic or Office	394	1394	1337	930	680	4735
Community Based Group Home	1	11	14	12	14	52
Drug/Alcohol Treatment Facility	0	4	4	7	7	22
Home Health Setting	101	393	462	435	345	1736
Hospital (Acute Inpatient Care)	2850	4720	4145	3370	2225	17310
Managed Care	4	40	91	94	68	297
Military or Federal	15	91	110	123	89	428
No Entry	1663	917	563	321	174	3638
Not working in Nursing/Unemployed	100	379	429	518	1390	2816
Nursing Education Program	21	113	142	189	180	645
Nursing Home Extended Care Facility	83	306	363	321	320	1393
Occupational Health	4	19	37	36	34	130
Other	77	387	490	545	565	2064
Public/Community Health Service	27	121	184	232	183	747
Regulatory	1	3	17	35	38	94
School/Student Health Service	36	234	328	211	156	965
Self-Employed/Consultant	3	11	24	43	75	156
TOTAL	5,452	9,456	9,113	7,856	6,835	38,712

REGISTERED NURSES RESIDING AND LICENSED IN ARKANSAS BY EMPLOYMENT SETTING AND GENDER - 2018

EMPLOYMENT SETTING	FEMALE	MALE	TOTAL
Ambulatory Care	1346	121	1467
Camp	16	1	17
Clinic or Office	4438	297	4735
Community Based Group Home	45	7	52
Drug/Alcohol Treatment Facility	18	4	22
Home Health Setting	1635	101	1736
Hospital (Acute Inpatient Care)	14883	2427	17310
Managed Care	279	18	297
Military or Federal	333	95	428
No Entry	3149	490	3639
Not working in Nursing/Unemployed	2639	177	2816
Nursing Education Program	621	24	645
Nursing Home Extended Care Facility	1314	79	1393
Occupational Health	110	20	130
Other	1868	196	2064
Public/Community Health Service	718	28	746
Regulatory	85	9	94
School/Student Health Service	956	9	965
Self-Employed/Consultant	138	18	156
TOTAL	34,591	4,121	38,712

REGISTERED NURSES RESIDING AND LICENSED IN ARKANSAS BY EMPLOYMENT SETTING AND EDUCATION LEVEL - 2018

EMPLOYMENT SETTING	CERTIFICATE	DIPLOMA	ASSOCIATE	BACHELOR	MASTER	DOCTORATE	NOT GIVEN	TOTAL
Ambulatory Care	0	226	531	499	193	18	0	1467
Camp	0	0	8	8	1	0	0	17
Clinic or Office	0	559	1630	1191	1264	91	0	4735
Community Based Group Home	0	9	26	16	1	0	0	52
Drug/Alcohol Treatment Facility	0	3	13	3	3	0	0	22
Home Health Setting	0	218	1082	385	51	0	0	1736
Hospital (Acute Inpatient Care)	1	2302	7082	6569	1252	103	1	17310
Managed Care	0	56	148	81	11	1	0	297
Military or Federal	0	47	92	166	109	14	0	428
No Entry	885	226	1224	1159	40	1	104	3639
Not working in Nursing/Unemployed	0	431	1276	886	203	20	0	2816
Nursing Education Program	0	13	75	126	332	99	0	645
Nursing Home Extended Care Facility	0	166	918	221	83	5	0	1393
Occupational Health	0	18	70	39	3	0	0	130
Other	0	340	942	590	170	22	0	2064
Public/Community Health Service	0	90	356	230	62	8	0	746
Regulatory	0	15	44	24	10	1	0	94
School/Student Health Service	0	148	419	351	45	2	0	965
Self-Employed/Consultant	0	25	61	43	25	2	0	156
TOTAL	886	4,892	15,997	12,587	3,858	387	105	38,712

REGISTERED NURSES RESIDING AND LICENSED IN ARKANSAS BY COUNTY AND EDUCATION LEVEL - 2018

COUNTY	CERTIFICATE	DIPLOMA	ASSOCIATE	BACHELOR	MASTER	DOCTORATE	NOT GIVEN	TOTAL
ARKANSAS	4	55	156	99	38	4	1	357
ASHLEY	2	24	77	97	8	1	1	210
BAXTER	19	42	351	154	83	3	0	652
BENTON	17	189	1185	869	248	25	1	2534
BOONE	12	19	259	80	43	0	3	416
BRADLEY	6	32	44	30	9	0	0	121
CALHOUN	1	4	20	9	3	0	0	37
CARROLL	1	12	105	55	15	2	0	190
CHICOT	3	18	31	27	12	1	0	92
CLARK	12	15	61	97	18	2	1	206
CLAY	5	2	92	20	14	0	0	133
CLEBURNE	7	46	136	63	25	2	0	279
CLEVELAND	1	58	39	43	13	0	0	154
COLUMBIA	8	5	151	71	27	1	0	263
CONWAY	7	44	62	87	19	3	0	222
CRAIGHEAD	54	55	697	645	227	24	4	1706
CRAWFORD	9	15	365	144	45	5	2	585
CRITTENDEN	6	48	241	195	62	8	1	561
CROSS	1	10	186	47	20	1	2	267
DALLAS	5	4	22	28	3	1	0	63

continued

REGISTERED NURSES RESIDING AND LICENSED IN ARKANSAS BY COUNTY AND EDUCATION LEVEL - 2018

EMPLOYMENT SETTING	CERTIFICATE	DIPLOMA	ASSOCIATE	BACHELOR	MASTER	DOCTORATE	NOT GIVEN	TOTAL
DESHA	4	15	36	43	6	0	0	104
DREW	5	43	52	70	16	3	0	189
FAULKNER	49	422	492	814	209	22	6	2014
FRANKLIN	8	9	94	45	14	2	1	173
FULTON	6	4	126	27	16	0	1	180
GARLAND	39	128	839	401	164	9	3	1583
GRANT	6	117	81	98	27	3	0	332
GREENE	23	9	317	193	72	9	1	624
HEMPSTEAD	15	4	94	57	24	2	0	196
HOT SPRING	10	44	231	107	33	2	2	429
HOWARD	4	1	75	35	7	1	0	123
INDEPENDENCE	17	26	341	115	54	3	0	556
IZARD	14	13	151	42	20	1	0	241
JACKSON	5	14	96	27	5	0	0	147
JEFFERSON	17	271	229	258	88	10	4	877
JOHNSON	2	7	59	58	10	1	0	137
LAFAYETTE	4	1	30	16	4	0	0	55
LAWRENCE	7	5	97	43	8	0	0	160
LEE	3	1	61	9	5	0	0	79
LINCOLN	1	55	49	47	9	3	1	165
LITTLE RIVER	6	2	90	30	12	0	0	140
LOGAN	7	9	107	64	14	1	0	202
LONOKE	19	281	372	416	84	9	3	1184
MADISON	2	15	70	29	12	1	0	129
MARION	5	9	116	46	16	1	2	195
MILLER	18	14	344	116	55	3	1	551
MISSISSIPPI	13	7	239	52	27	0	0	338
MONROE	0	3	41	14	6	1	0	65
MONTGOMERY	5	8	77	28	5	0	0	123
NEVADA	8	1	40	28	3	1	0	81
NEWTON	0	4	41	17	4	0	0	66
OUACHITA	8	18	119	46	12	0	0	203
PERRY	5	33	42	41	9	2	1	133
PHILLIPS	2	2	126	32	17	4	3	186
PIKE	4	9	64	39	11	0	0	127
POINSETT	15	6	111	54	17	0	0	203
POLK	10	4	110	38	15	1	0	178
POPE	22	50	167	319	62	14	5	639
PRAIRIE	1	21	34	21	5	0	0	82
PULASKI	101	1332	1715	2641	819	105	23	6736
RANDOLPH	17	6	160	53	26	2	1	265
SAINT FRANCIS	0	11	130	34	13	2	0	190
SALINE	47	716	756	864	292	25	6	2706
SCOTT	2	7	60	19	4	0	0	92
SEARCY	1	3	58	19	4	0	0	85
SEBASTIAN	16	54	814	454	114	14	7	1473

REGISTERED NURSES RESIDING AND LICENSED IN ARKANSAS BY COUNTY AND EDUCATION LEVEL - 2018

COUNTY	CERTIFICATE	DIPLOMA	ASSOCIATE	BACHELOR	MASTER	DOCTORATE	NOT GIVEN	TOTAL
SEVIER	12	2	85	34	6	1	1	141
SHARP	11	13	139	38	10	0	0	211
STONE	14	14	96	31	9	0	2	166
UNION	22	19	270	101	40	8	1	461
VAN BUREN	9	21	59	36	14	0	0	139
WASHINGTON	25	217	1010	1021	265	23	6	2567
WHITE	28	87	424	358	107	11	5	1020
WOODRUFF	2	1	33	17	8	0	0	61
YELL	5	12	63	75	6	0	1	162
TOTAL	881	4,897	16,012	12,590	3,846	383	103	38,712

REGISTERED NURSES RESIDING AND LICENSED IN ARKANSAS BY COUNTY AND AGE - 2018

COUNTY	20-29	30-39	40-49	50-59	OVER 60	TOTAL
ARKANSAS	44	94	88	71	60	357
ASHLEY	33	44	63	42	28	210
BAXTER	44	142	127	187	152	652
BENTON	336	626	606	508	458	2534
BOONE	53	94	97	89	83	416
BRADLEY	13	31	36	22	19	121
CALHOUN	4	12	7	8	6	37
CARROLL	20	24	32	49	65	190
CHICOT	9	20	29	17	17	92
CLARK	43	45	54	44	20	206
CLAY	23	26	31	33	20	133
CLEBURNE	29	55	67	63	65	279
CLEVELAND	16	35	50	37	16	154
COLUMBIA	40	61	65	54	43	263
CONWAY	43	56	47	46	30	222
CRAIGHEAD	272	460	419	318	237	1706
CRAWFORD	50	116	153	131	135	585
CRITTENDEN	59	128	160	112	102	561
CROSS	26	73	72	54	42	267
DALLAS	12	14	12	10	15	63
DESHA	23	30	18	17	16	104
DREW	22	49	47	43	28	189
FAULKNER	382	568	413	398	253	2014
FRANKLIN	21	41	48	30	33	173
FULTON	23	45	45	44	23	180
GARLAND	173	331	380	370	329	1583
GRANT	51	85	104	59	33	332
GREENE	75	201	138	138	72	624
HEMPSTEAD	26	59	39	40	32	196
HOT SPRING	56	100	115	95	63	429
HOWARD	15	29	33	27	19	123

continued

REGISTERED NURSES RESIDING AND LICENSED IN ARKANSAS BY COUNTY AND AGE - 2018

COUNTY	20-29	30-39	40-49	50-59	Over 60	Total
INDEPENDENCE	86	143	171	81	75	556
IZARD	30	46	62	57	46	241
JACKSON	18	36	36	24	33	147
JEFFERSON	107	213	214	194	149	877
JOHNSON	18	36	39	20	24	137
LAFAYETTE	15	14	10	8	8	55
LAWRENCE	16	42	49	35	18	160
LEE	7	16	26	17	13	79
LINCOLN	38	38	45	28	16	165
LITTLE RIVER	27	35	39	25	14	140
LOGAN	28	37	40	47	50	202
LONOKE	153	319	303	254	155	1184
MADISON	11	34	26	22	36	129
MARION	20	24	47	52	52	195
MILLER	74	154	136	120	67	551
MISSISSIPPI	43	96	87	60	52	338
MONROE	9	13	18	16	9	65
MONTGOMERY	14	26	22	35	26	123
NEVADA	9	21	19	22	10	81
NEWTON	5	7	14	19	21	66
OUACHITA	27	49	48	36	43	203
PERRY	20	35	34	26	18	133
PHILLIPS	23	30	57	41	35	186
PIKE	10	29	45	29	14	127
POINSETT	32	40	66	43	22	203
POLK	22	39	48	32	37	178
POPE	123	170	118	135	93	639
PRAIRIE	10	20	24	15	13	82
PULASKI	1017	1567	1362	1351	1439	6736
RANDOLPH	42	93	61	45	24	265
SAINT FRANCIS	20	30	42	51	47	190
SALINE	377	759	700	476	394	2706
SCOTT	16	21	18	19	18	92
SEARCY	12	25	19	17	12	85
SEBASTIAN	185	294	346	323	325	1473
SEVIER	31	29	34	24	23	141
SHARP	26	48	45	50	42	211
STONE	18	36	39	39	34	166
UNION	55	129	104	89	84	461
VAN BUREN	14	20	30	32	43	139
WASHINGTON	411	658	565	446	487	2567
WHITE	158	233	253	214	162	1020
WOODRUFF	5	15	17	10	14	61
YELL	22	38	44	26	32	162
TOTAL	5,440	9,451	9,117	7,861	6,843	38,712

REGISTERED NURSE PRACTITIONERS RESIDING AND LICENSED IN ARKANSAS BY COUNTY OF RESIDENCE - 2018

COUNTY	2016	2017	2018	COUNTY	2016	2017	2018
ARKANSAS	5	5	7	JEFFERSON	5	4	5
BAXTER	2	1	1	LAWRENCE	3	3	3
BENTON	16	16	14	LEE	1	1	1
BOONE	4	4	4	LONOKE	18	17	17
CARROLL	1	1	1	MADISON	1	1	1
CHICOT	1	1	1	MARION	2	1	1
CLARK	5	5	5		0	0	0
CLAY	2	2	1	MISSISSIPPI	4	2	2
CLEBURNE	3	3	1	MONROE	1	1	1
COLUMBIA	3	2	2	OUACHITA	1	1	1
CONWAY	3	2	2	PERRY	2	2	2
CRAIGHEAD	46	46	43	PIKE	2	2	2
CRAWFORD	2	2	2	POINSETT	5	5	5
CRITTENDEN	5	4	4	POPE	12	11	10
CROSS	3	3	2	PRAIRIE	2	2	2
DESHA	1	1	1	PULASKI	160	144	135
DREW	1	1	1	RANDOLPH	5	5	5
FAULKNER	22	22	20	SALINE	43	43	36
FRANKLIN	5	5	5	SEARCY	2	2	2
FULTON	2	1	1	SEBASTIAN	6	6	7
GARLAND	22	19	18	SHARP	3	3	2
GRANT	3	2	3	STONE	3	2	2
GREENE	16	14	11	UNION	3	3	3
HEMPSTEAD	2	2	2	VAN BUREN	1	2	2
HOT SPRING	2	2	2	WASHINGTON	19	18	11
HOWARD	2	2	2	WHITE	18	18	18
INDEPENDENCE	7	6	6	YELL	1	1	1
JACKSON	4	4	3				
TOTAL							
ARKANSAS RESIDENTS					569	513	442
NONRESIDENTS					41	33	35
TOTAL LICENSED					610	546	477

REGISTERED NURSE PRACTITIONERS RESIDING AND LICENSED IN ARKANSAS BY EMPLOYMENT SETTING AND AGE - 2018

EMPLOYMENT SETTING	30-39	40-49	50-59	OVER 60	TOTAL
Ambulatory Care	0	3	25	10	38
Clinic or Office	0	13	35	38	86
Home Health Setting	0	0	3	7	10
Hospital (Acute Inpatient Care)	0	12	49	31	92
Managed Care	0	1	4	2	7
Military or Federal	0	1	2	5	8
No Entry	0	1	8	12	21
Not working in Nursing/Unemployed	0	7	14	54	75
Nursing Education Program	0	2	5	5	12
Nursing Home Extended Care Facility	0	0	1	6	7
Occupational Health	0	0	0	2	2
Other	0	2	20	22	44
Public/Community Health Service	0	1	11	10	22
School / Student Health Setting	0	0	1	0	1
School/Student Health Service	0	1	8	6	15
Self-Employed/Consultant	0	1	1	0	2
TOTAL	0	45	187	210	442

REGISTERED NURSE PRACTITIONERS RESIDING AND LICENSED IN ARKANSAS BY EMPLOYMENT SETTING AND GENDER - 2018

EMPLOYMENT SETTING	FEMALE	MALE	TOTAL
Ambulatory Care	36	2	38
Clinic or Office	82	4	86
Home Health Setting	8	2	10
Hospital (Acute Inpatient Care)	84	8	92
Managed Care	7	0	7
Military or Federal	7	1	8
No Entry	20	1	21
Not working in Nursing/Unemployed	70	5	75
Nursing Education Program	11	1	12
Nursing Home Extended Care Facility	7	0	7
Occupational Health	2	0	2
Other	41	3	44
Public/Community Health Service	22	0	22
School / Student Health Setting	1	0	1
School/Student Health Service	15	0	15
Self-Employed/Consultant	2	0	2
TOTAL	415	27	442

REGISTERED NURSE PRACTITIONERS RESIDING AND LICENSED IN ARKANSAS BY EMPLOYMENT SETTING AND EDUCATION LEVEL - 2018

EMPLOYMENT SETTING	CERTIFICATE	DIPLOMA	ASSOCIATE	BACHELOR	MASTER	DOCTORATE	NOT GIVEN	TOTAL
Ambulatory Care	0	0	1	29	8	0	0	38
Clinic or Office	0	1	5	50	26	4	0	86
Home Health Setting	0	0	1	7	2	0	0	10
Hospital (Acute Inpatient Care)	0	0	2	64	22	4	0	92
Managed Care	0	0	0	3	3	1	0	7
Military or Federal	0	0	0	2	6	0	0	8
No Entry	1	0	5	11	3	0	1	21
Not working in Nursing/Unemployed	0	1	8	50	16	0	0	75
Nursing Education Program	0	0	0	1	5	6	0	12
Nursing Home Extended Care Facility	0	0	0	5	2	0	0	7
Occupational Health	0	0	0	1	1	0	0	2
Other	0	1	1	28	13	1	0	44
Public/Community Health Service	0	0	3	18	1	0	0	22
School / Student Health Setting	0	0	0	1	0	0	0	1
School/Student Health Service	0	0	0	11	4	0	0	15
Self-Employed/Consultant	0	0	0	2	0	0	0	2
TOTAL	1	3	26	283	112	16	1	442

REGISTERED NURSE PRACTITIONERS RESIDING AND LICENSED IN ARKANSAS BY COUNTY AND EDUCATION LEVEL - 2018

COUNTY	CERTIFICATE	DIPLOMA	ASSOCIATE	BACHELOR	MASTER	DOCTORATE	NOT GIVEN	TOTAL
ARKANSAS	1	0	0	4	0	2	0	7
BAXTER	0	0	0	0	1	0	0	1
BENTON	0	0	1	7	6	0	0	14
BOONE	0	0	1	1	2	0	0	4
CARROLL	0	0	0	1	0	0	0	1
CHICOT	0	0	0	0	1	0	0	1
CLARK	0	0	0	2	3	0	0	5
CLAY	0	0	1	0	0	0	0	1
CLEBURNE	0	0	0	1	0	0	0	1
COLUMBIA	0	0	0	2	0	0	0	2
CONWAY	0	0	1	1	0	0	0	2
CRAIGHEAD	0	0	2	31	8	2	0	43
CRAWFORD	0	0	0	0	2	0	0	2
CRITTENDEN	0	0	1	0	3	0	0	4
CROSS	0	0	0	2	0	0	0	2
DESHA	0	0	0	0	1	0	0	1
DREW	0	0	0	0	1	0	0	1
FAULKNER	0	0	0	16	3	1	0	20
FRANKLIN	0	0	0	4	1	0	0	5

continued

REGISTERED NURSE PRACTITIONERS RESIDING AND LICENSED IN ARKANSAS BY COUNTY AND EDUCATION LEVEL - 2018

COUNTY	CERTIFICATE	DIPLOMA	ASSOCIATE	BACHELOR	MASTER	DOCTORATE	NOT GIVEN	TOTAL
FULTON	0	0	1	0	0	0	0	1
GARLAND	0	1	2	7	6	2	0	18
GRANT	0	0	0	2	1	0	0	3
GREENE	0	0	2	6	3	0	0	11
HEMPSTEAD	0	0	1	0	1	0	0	2
HOT SPRING	0	0	0	2	0	0	0	2
HOWARD	0	0	0	1	1	0	0	2
INDEPENDENCE	0	0	1	4	1	0	0	6
JACKSON	0	0	0	2	1	0	0	3
JEFFERSON	0	0	1	2	1	1	0	5
LAWRENCE	0	0	1	2	0	0	0	3
LEE	0	0	0	1	0	0	0	1
LONOKE	0	0	2	11	3	1	0	17
MADISON	0	0	0	1	0	0	0	1
MARION	0	0	0	1	0	0	0	1
MISSISSIPPI	0	0	0	1	1	0	0	2
MONROE	0	0	0	1	0	0	0	1
OUACHITA	0	0	0	0	1	0	0	1
PERRY	0	0	0	2	0	0	0	2
PIKE	0	0	0	1	1	0	0	2
POINSETT	0	0	1	4	0	0	0	5
POPE	0	1	0	6	1	2	0	10
PRAIRIE	0	0	0	2	0	0	0	2
PULASKI	0	0	2	95	34	3	1	135
RANDOLPH	0	0	0	5	0	0	0	5
SALINE	0	0	0	29	7	0	0	36
SEARCY	0	0	0	2	0	0	0	2
SEBASTIAN	0	0	0	3	3	1	0	7
SHARP	0	0	0	2	0	0	0	2
STONE	0	0	0	2	0	0	0	2
UNION	0	0	0	1	2	0	0	3
VAN BUREN	0	0	0	1	1	0	0	2
WASHINGTON	0	0	3	3	5	0	0	11
WHITE	0	1	2	9	5	1	0	18
YELL	0	0	0	0	1	0	0	1
TOTAL	1	3	26	283	112	16	1	442

REGISTERED NURSE PRACTITIONERS RESIDING AND LICENSED IN ARKANSAS BY COUNTY AND AGE - 2018

COUNTY	30-39	40-49	50-59	OVER 60	TOTAL
ARKANSAS	0	1	4	2	7
BAXTER	0	1	0	0	1
BENTON	0	2	7	5	14
BOONE	0	1	1	2	4
CARROLL	0	0	1	0	1
CHICOT	0	0	1	0	1
CLARK	0	0	2	3	5
CLAY	0	0	0	1	1
CLEBURNE	0	0	0	1	1
COLUMBIA	0	0	2	0	2
CONWAY	0	0	0	2	2
CRAIGHEAD	0	8	21	14	43
CRAWFORD	0	0	0	2	2
CRITTENDEN	0	0	0	4	4
CROSS	0	0	1	1	2
DESHA	0	0	0	1	1
DREW	0	0	0	1	1
FAULKNER	0	1	9	10	20
FRANKLIN	0	0	1	4	5
FULTON	0	0	0	1	1
GARLAND	0	0	9	9	18
GRANT	0	1	0	2	3
GREENE	0	1	4	6	11
HEMPSTEAD	0	0	0	2	2
HOT SPRING	0	0	0	2	2
HOWARD	0	0	0	2	2
INDEPENDENCE	0	2	1	3	6
JACKSON	0	2	0	1	3
JEFFERSON	0	0	2	3	5
LAWRENCE	0	1	2	0	3
LEE	0	0	1	0	1
LONOKE	0	2	6	9	17
MADISON	0	0	0	1	1
MARION	0	1	0	0	1
MISSISSIPPI	0	0	2	0	2
MONROE	0	0	1	0	1
OUACHITA	0	1	0	0	1
PERRY	0	0	1	1	2
PIKE	0	0	1	1	2
POINSETT	0	2	1	2	5
POPE	0	2	4	4	10
PRAIRIE	0	0	1	1	2
PULASKI	0	9	56	70	135
RANDOLPH	0	1	4	0	5

continued

REGISTERED NURSE PRACTITIONERS RESIDING AND LICENSED IN ARKANSAS BY COUNTY AND AGE - 2018

COUNTY	30-39	40-49	50-59	OVER 60	TOTAL
SALINE	0	2	20	14	36
SEARCY	0	0	1	1	2
SEBASTIAN	0	1	4	2	7
SHARP	0	0	2	0	2
STONE	0	1	1	0	2
UNION	0	0	1	2	3
VAN BUREN	0	0	0	2	2
WASHINGTON	0	0	3	8	11
WHITE	0	2	8	8	18
YELL	0	0	1	0	1
TOTAL	0	45	187	210	442



Arkansas State Board of Nursing
1123 S. University Ave., Suite 800
Little Rock, AR 72204
501.686.2700
LouAnn Walker, Editor